

- **Protected trees**

Some trees are protected by tree preservation orders or they may be growing in a designated conservation area. Even so, growth needs to be kept under control so as not to obstruct the public highway. Further information can be obtained from the council's Planning Department on 01908 252358.

- **Help us to keep the highway clear and safe for all to use**

The cutting back of vegetation is the responsibility of the landowner or occupier on whose land the trees, hedges and/or shrubs are growing and as such, they have a duty to ensure that the vegetation does not interfere with the use of the public highway or obscure street lights and/or road signs.

- **Pruning advice**

Most pruning required to clear vegetation from the highway is minor and will not damage the tree, hedge or shrub regardless of the time of year.

However, if you regularly maintain the vegetation on your property you can prevent them from becoming an obstruction. If you have any queries or concerns about this, please contact me (see back page for contact details).

- **Disposal of tree, hedge or shrub prunings**

Green waste and small branches (under 15cm or 6'' in diameter) can be disposed of in your green bin. Alternatively, you can take garden waste and to one of our tips. Details of locations and opening times can be found online at www.milton-keynes.gov.uk/recycling or by contacting Customer Services on: 01908 691691.

Who to contact regarding this leaflet:

Officer:

Telephone no.:

Date:

Time:


Vegetation to be cut back by:

Details and/or location of overhanging vegetation:

Officers comments:

Milton Keynes City Council
Civic
1 Saxon Gate East
Milton Keynes
MK9 3EJ

Tel: 01908 691691



**Dont Let Your
tree,hedge or
shrub be a hazard**

Highways Act 1980 Section 154 Notice.

Trees, hedges and shrubs overhanging the Highway.

www.milton-keynes.gov.uk

- **Why have you been given this leaflet?**

A tree/hedge/shrub on your property is causing an obstruction on the highway, or is obstructing a lamp column (lamp light or access panel) This is inconvenient and potentially dangerous to users of the highway and may cause them injury.

- You are required to cut back the vegetation* within 28 days from the date of this leaflet (see reverse), which will prevent the Council taking further action.

If the vegetation is on land which is not your responsibility, please could you send any documents you have in support of this, as this may help me trace the owner.

Details of the location of the overhanging vegetation can be found on the back of this leaflet.

- **What happens if you don't cut back the tree/hedge/shrub?**

If you do not cut the vegetation back within 28 days, then a formal notice under Section 154 of the Highways Act 1980 may be served on you to cut back the vegetation within 14 days.


Failure to comply with this notice will result in the council arranging to carry out the work and recover the cost from you as the property owner. The diagrams opposite provide guidance to the minimum requirements to which highways should be kept clear of vegetation..

- **If you are not the owner of the property**


Please refer to your tenancy agreement. Many landlords make it the tenant's responsibility to carry out routine maintenance. However, if this is not your responsibility and something which your landlord is responsible for, as the tenant you are required to contact him/her upon receipt of this leaflet and ensure that pruning is carried out.

** vegetation includes trees, hedges, shrubs and other organic growth*

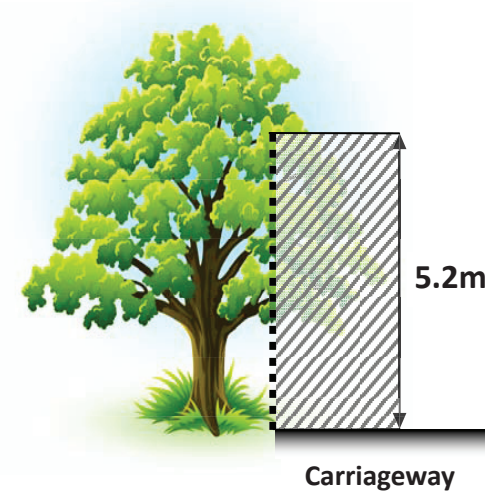
Trees, hedges, shrubs etc: Footpath clearance




Trees, hedges, shrubs etc: Redway clearance



Trees, hedges, shrubs etc: Carriage clearance



Trees, hedges, shrubs etc: Streetlamp clearance



*Vegetation should not obstruct light from reaching the highway, or obstruct maintenance access to the column