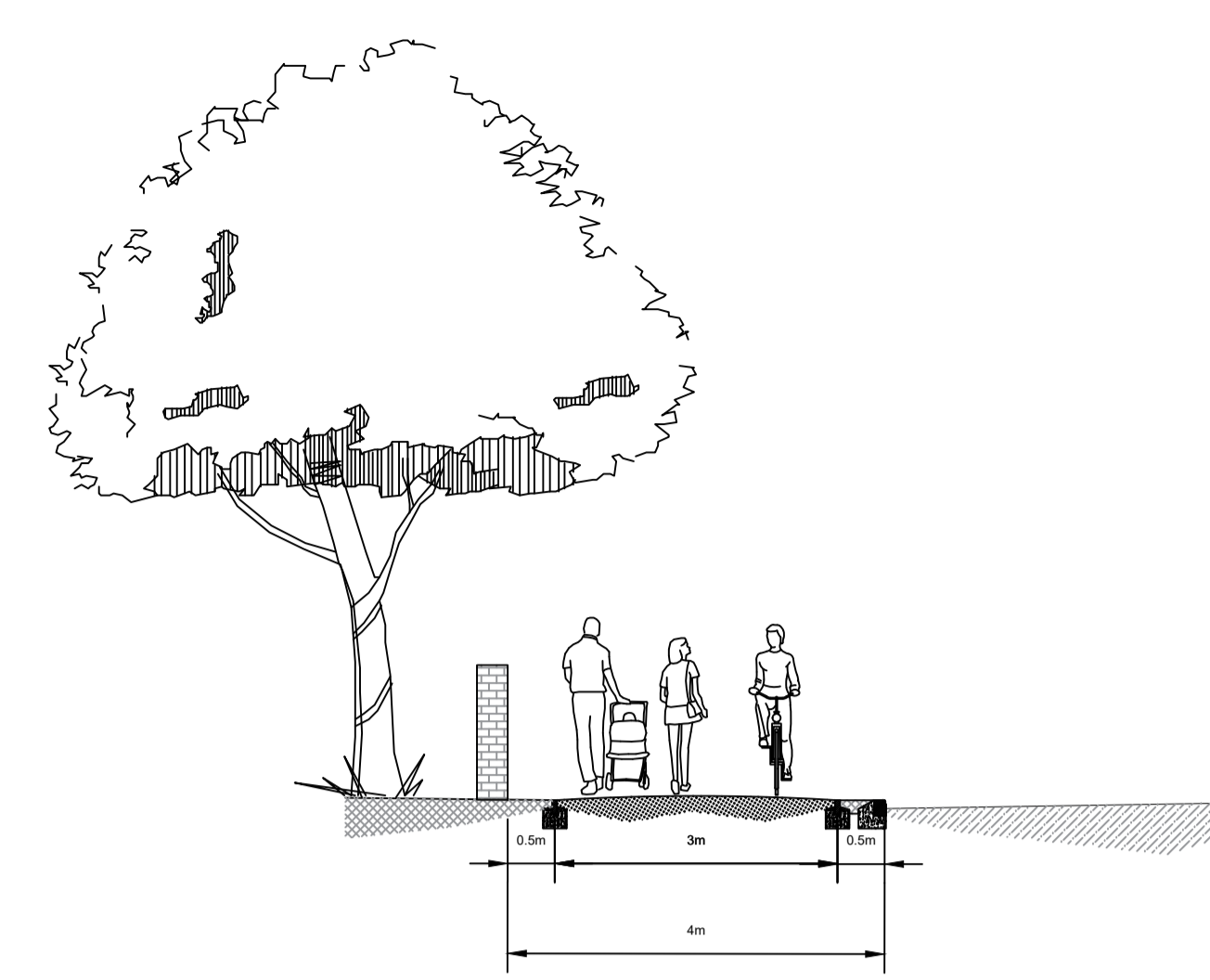


- GENERAL NOTES
- G1. DO NOT SCALE THIS DRAWING.
 - G2. ANY DIMENSIONAL DISCREPANCIES SHOULD BE NOTIFIED TO THE ENGINEER IMMEDIATELY.
 - G3. ALL DIMENSIONS ARE IN MILLIMETRES - (mm)
 - G4. ALL LEVELS ARE IN METRES - (m) AND ARE ABOVE ORDNANCE DATUM AT NEWLYN, CORNWALL UNLESS NOTED OTHERWISE.
 - G5. NORTH SHOWN INDICATIVE ONLY
 - G6. THIS DRAWING IS TO BE READ IN CONJUNCTION WITH ALL RELEVANT SPECIFICATIONS, DRAWINGS, DETAILS AND OTHER DESIGN INFORMATION.
 - G7. ALL DRAWINGS AND WRITTEN MATERIAL CONTAINED WITHIN, CONSTITUTE ORIGINAL AND UNPUBLISHED WORK OF THE ENGINEER AND MAY NOT BE DUPLICATED, USED, REPRODUCED OR DISCLOSED WITHOUT WRITTEN CONSENT OR EXPRESS PERMISSION FROM THE ENGINEER.
 - G8. ALL INFORMATION CONTAINED IN THIS DOCUMENT IS COPYRIGHT ©
 - G9. WHERE THE CONTRACTOR UNDERTAKES OR ENGAGES A THIRD PARTY TO UNDERTAKE TEMPORARY WORKS DESIGN, OR VARIES THE PELL FRISCHMANN DESIGN IN ANY WAY, THEN THE CONTRACTOR WILL TAKE FULL RESPONSIBILITY AND LIABILITY FOR ALL DESIGN ASPECTS, INCLUDING A DESIGN RISK ASSESSMENT. THE CONTRACTOR SHALL INFORM PELL FRISCHMANN OF ANY PROPOSED VARIANCES TO THE DESIGN.



EXAMPLE OF TYPICAL SECTION THROUGH A 3m REDWAY

- KEY:
- 5m Segregated Pathway
 - New Kerb Alignment Required
 - Separation Strip
 - Proposed Parking
 - Crossing point
 - Existing redway

OPTION A

Sheet 2

| | | | | | |
|-----|--------------|-----|-----|-----|----------|
| P01 | FOR APPROVAL | AH | BB | - | 18.08.23 |
| REV | DESCRIPTION | DRN | CHK | APP | DATE |

Pell Frischmann
 SUITE 109, PLAZA 668, HITCHIN ROAD, BEDFORDSHIRE LU2 7XH
 Telephone +44 (0)158 232 1222
 Email: pfluton@pellfrischmann.com
 www.pellfrischmann.com

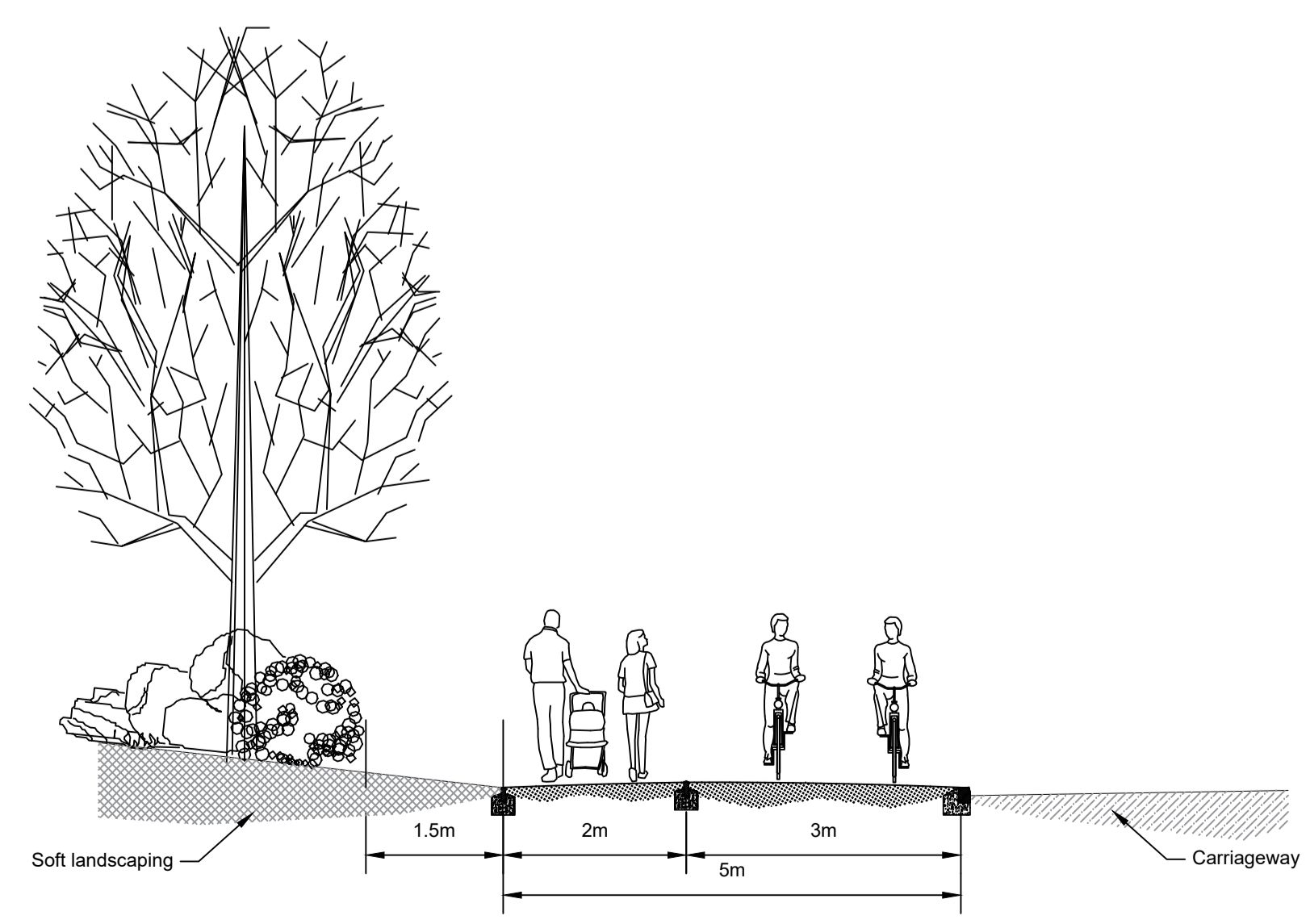
Architect/Client/Contractor
MILTON KEYNES COUNCIL

Project
MILTON KEYNES LOCAL WALKING & CYCLING INFRASTRUCTURE PLAN

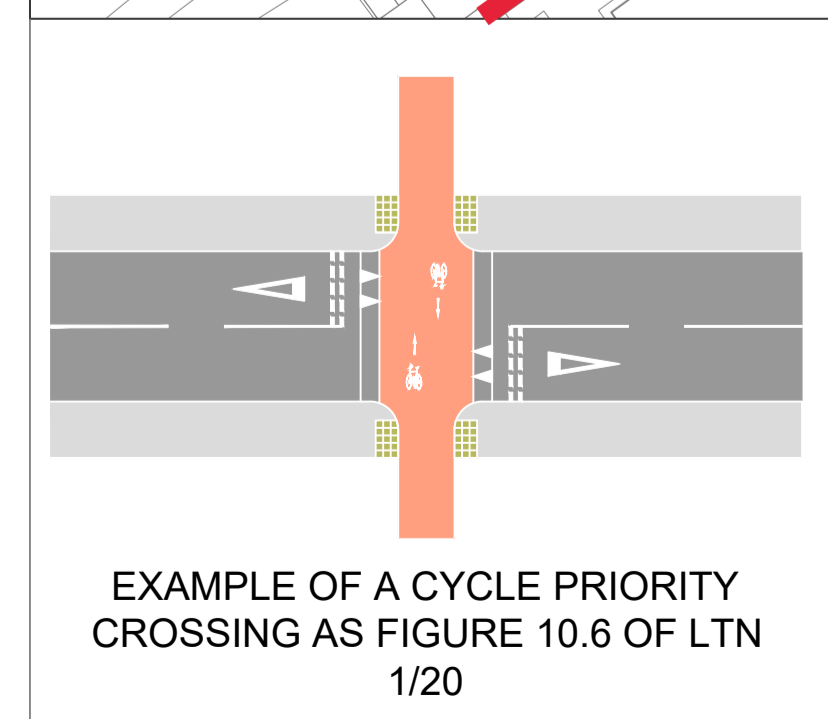
Drawing Title
SCHEME NO.146 (SHEET 2 OF 3) FISHERMEAD TO CMK FEASIBILITY DRAWING

| | | | | | |
|----------------|------|-------------|--------------|--------------|--|
| Drawing Status | | | | FOR APPROVAL | |
| Name | Date | Status Code | | | |
| Drawn | SL | 18.08.23 | S4 | | |
| Designed | SL | 18.08.23 | Scale 1:1000 | | |
| Eng Chk | BB | 18.08.23 | Revision | | |
| Approved | - | - | P01 | | |
| Drawing No. | | | | | |

106346 - PEF-GA- ZZ - DR - D1 0146-2



EXAMPLE OF TYPICAL SECTION THROUGH A 5m SEGREGATED REDWAY



EXAMPLE OF A CYCLE PRIORITY CROSSING AS FIGURE 10.6 OF LTN 1/20