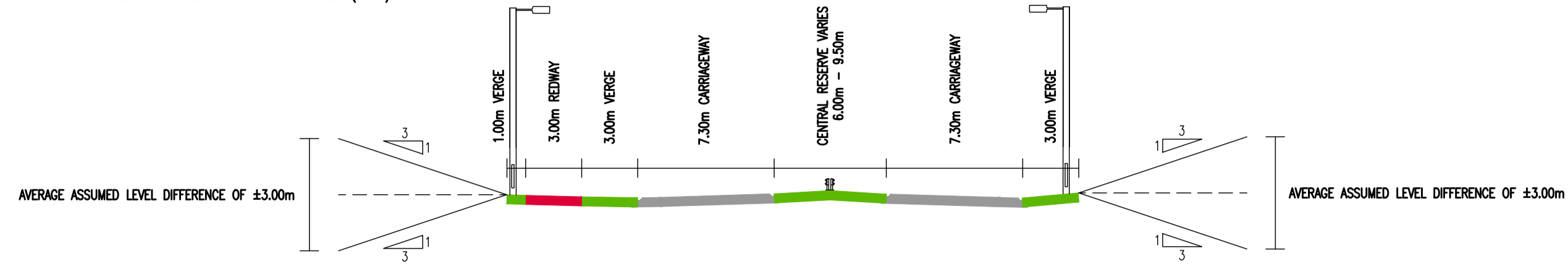


ROAD TYPE 1 – PRIMARY DISTRIBUTOR – DUAL CARRIAGEWAY (VARIES BETWEEN 30.6m – 34.1m EXCLUDING EARTHWORKS)
TONGWELL STREET TRANSITION
DESIGNED IN ACCORDANCE WITH DESIGN MANUAL FOR ROADS AND BRIDGES (DMRB)



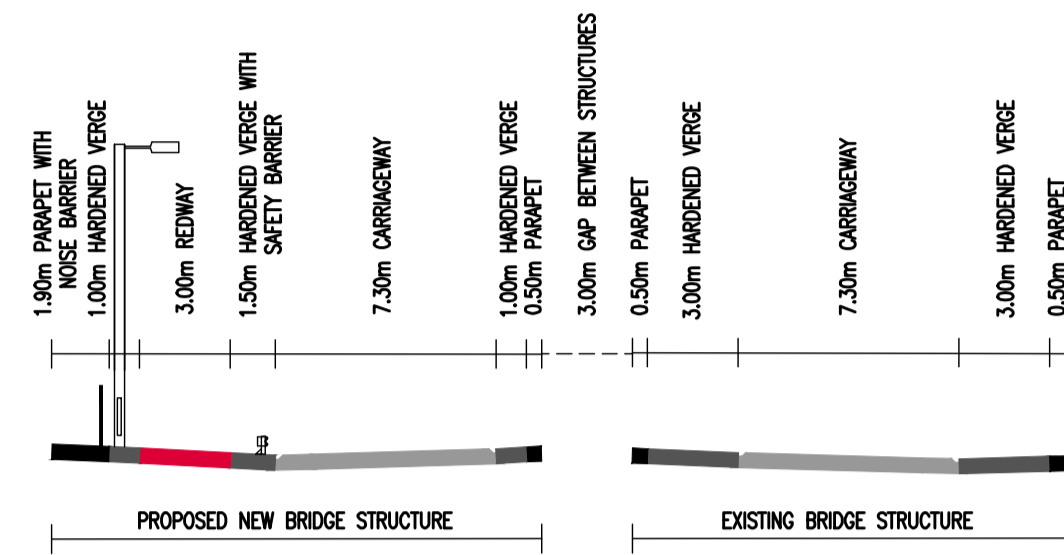
APPLIES TO:
LINK 105 (TONGWELL STREET)
TRANSITION IN ADVANCE OF PROPOSED AND EXISTING BRIDGE STRUCTURES
LIGHTING (INDICATIVE DETAILS)
• 10m – 12m LIGHTING COLUMN HEIGHTS – OPPOSITE ARRANGEMENT
• LIGHTING CLASS M2 (EQUIVALENT 20 LUX AVERAGE & 0.4 UNIFORMITY)
• LUMINAIRE HOLOPHANE V-MAX 3000K LED
• LUMINAIRE 0° TILT – NO DIRECT UPWARD LIGHT

CARRIAGEWAY CONSTRUCTION FOR TYPE 1 ROADS		
LAYER	THICKNESS	DESCRIPTION
SURFACE COURSE	45mm	HRA+PCC SURF1 35/14 40/60 PSV 65 TO CL.911 & 943
BINDER COURSE	60mm	AC20 BIN4 TO CL.929
BASECOURSE	250mm	AC32 BASE2 TO CL.929
SUB-BASE	300mm	GRANULAR TYPE 1 TO CL.803
CAPPING	450mm	6F2 MATERIAL

- NOTES:
- ALL DIMENSIONS ARE IN METRES UNLESS OTHERWISE STATED.
 - ALL DESIGN CRITERIA AND DIMENSIONS ARE SUBJECT TO APPROVAL FROM THE LOCAL AUTHORITY.
 - ALL REDWAY CONSTRUCTION DETAILS HAVE BEEN RECEIVED FROM BERKELEY ST JAMES ON THE 24/07/2020 PLEASE REFER TO DRAWING MKC/1100/005A – REDWAY CONSTRUCTION DETAILS.
 - OUTSIDE VERGES MAY BE WIDENED TO ALLOW FOR SIGNS, SAFETY BARRIER AND NOISE FENCE WHICH WILL BE DETERMINED DURING DETAILED DESIGN.
 - THE LIGHTING PROPOSALS SHOWN ARE SUBJECT TO CHANGE FOLLOWING FURTHER DESIGN DEVELOPMENT CONSIDERING SENSITIVE ENVIRONMENTAL CONSTRAINTS AND APPROVAL REQUIREMENTS FROM THE LOCAL AUTHORITY.
 - LIGHTING TO ROUNDABOUTS TO INCLUDE 10M TO 12M COLUMN HEIGHTS & LIGHTING LEVELS RANGING FROM 20 TO 30 LUX AVERAGE & 0.4 UNIFORMITY.

* NOTE: BASED ON AN ASSUMED CBR VALUE OF 2.5% – SUBJECT TO DETAILED DESIGN AND APPROVAL FROM THE LOCAL AUTHORITY.

ROAD TYPE 1 – PRIMARY DISTRIBUTOR – DUAL CARRIAGEWAY (16.2m PROPOSED BRIDGE WIDTH)
EXISTING AND PROPOSED NEW BRIDGE STRUCTURES ACROSS TONGWELL STREET
DESIGNED IN ACCORDANCE WITH DESIGN MANUAL FOR ROADS AND BRIDGES (DMRB)

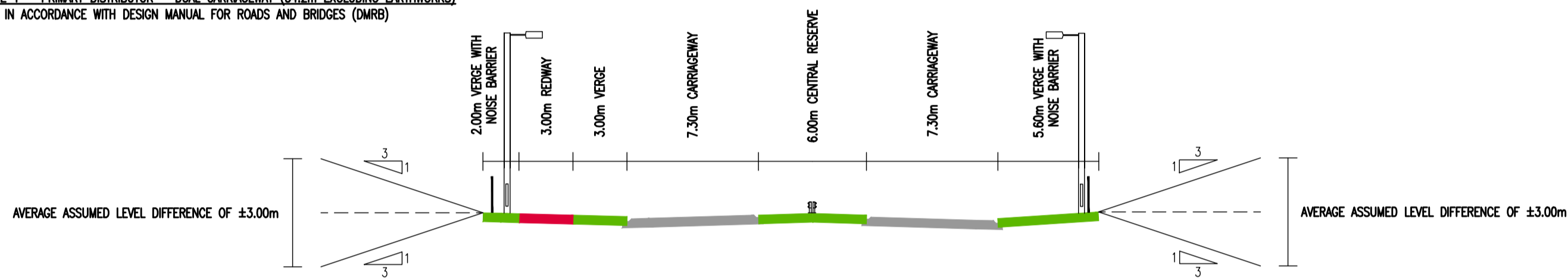


APPLIES TO:
LINK 105 STRUCTURE B1 (TONGWELL STREET NORTHBOUND)
TRANSITION IN ADVANCE OF PROPOSED AND EXISTING BRIDGE STRUCTURES
NOISE BARRIER HEIGHT TO BE DETERMINED DURING DETAILED DESIGN
LIGHTING (INDICATIVE DETAILS)
• 10m – 12m LIGHTING COLUMN HEIGHTS – SINGLE-SIDED ARRANGEMENT
• LIGHTING CLASS M2 (EQUIVALENT 20 LUX AVERAGE & 0.4 UNIFORMITY)
• LUMINAIRE HOLOPHANE V-MAX 3000K LED
• LUMINAIRE 0° TILT – NO DIRECT UPWARD LIGHT
• RETENTION OF EXISTING BRIDGE STRUCTURE LIGHTING TO BE REVIEWED.

REDWAY / FOOTWAY CONSTRUCTION		
LAYER	THICKNESS	DESCRIPTION
SURFACE COURSE	25mm	REDWAY – AC6 RED TO CL.909 MKCA FOOTWAY – AC6 TO CL.909
BINDER COURSE	50mm	REDWAY – AC20 TO CL.929 FOOTWAY – AC20 TO CL.929
BASECOURSE	70mm	REDWAY – AC32 TO CL.929 FOOTWAY – AC32 TO CL.929
SUB-BASE	300mm 150mm	REDWAY – GRANULAR TYPE 1 TO CL.803 FOOTWAY – GRANULAR TYPE 1 TO CL.803
CAPPING	-	ADDITIONAL SUB-BASE AS REQUIRED

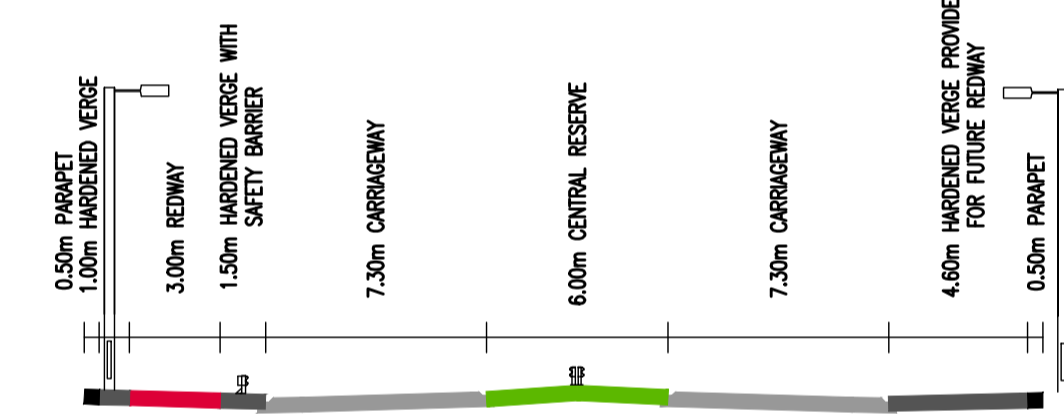
* NOTE: BASED ON AN ASSUMED CBR VALUE OF 2.5% – SUBJECT TO DETAILED DESIGN AND APPROVAL FROM THE LOCAL AUTHORITY.

ROAD TYPE 1 – PRIMARY DISTRIBUTOR – DUAL CARRIAGEWAY (34.2m EXCLUDING EARTHWORKS)
DESIGNED IN ACCORDANCE WITH DESIGN MANUAL FOR ROADS AND BRIDGES (DMRB)



APPLIES TO:
LINK 106 (LINK 1)
LIGHTING (INDICATIVE DETAILS)
• 10m LIGHTING COLUMN HEIGHTS – OPPOSITE ARRANGEMENT
• LIGHTING CLASS M3 (EQUIVALENT 15 LUX AVERAGE & 0.4 UNIFORMITY)
• LUMINAIRE HOLOPHANE V-MAX 3000K LED
• LUMINAIRE 0° TILT – NO DIRECT UPWARD LIGHT

ROAD TYPE 1 – PRIMARY DISTRIBUTOR – DUAL CARRIAGEWAY (31.7m)
DESIGNED IN ACCORDANCE WITH DESIGN MANUAL FOR ROADS AND BRIDGES (DMRB)



APPLIES TO:
LINK 106 (LINK 1) STRUCTURE B2 M1 MILTON KEYNES EAST BRIDGE (M18)
LIGHTING (INDICATIVE DETAILS)
• 10m LIGHTING COLUMN HEIGHTS – OPPOSITE ARRANGEMENT
• LIGHTING CLASS M3 (EQUIVALENT 15 LUX AVERAGE & 0.4 UNIFORMITY)
• LUMINAIRE HOLOPHANE V-MAX 3000K LED
• LUMINAIRE 0° TILT – NO DIRECT UPWARD LIGHT
• LIGHTING TO BE LOCATED OUTSIDE OF PARAPET WHERE NOT PROTECTED BY SAFETY BARRIER (FIXING DETAIL TO BE CONFIRMED)

UNTIL TECHNICAL APPROVAL HAS BEEN OBTAINED FROM THE RELEVANT LOCAL AUTHORITIES OR STATUTORY BODIES, IT SHOULD BE UNDERSTOOD THAT ALL DRAWINGS ARE ISSUED AS PRELIMINARY AND NOT FOR CONSTRUCTION. SHOULD THE CONTRACTOR AND / OR EMPLOYER COMMENCE WORK PRIOR TO APPROVAL BEING GIVEN, IT IS ENTIRELY AT THEIR OWN RISK

REV	DATE	BY	DESCRIPTION	CHK	APP
P06	30/07/2021	GLG	CONSTRUCTION DETAILS AMENDED	ARP	SAP
P05	09/07/2021	GLG	NOISE BARRIER REMOVED, ADDITIONAL LINK 107 ADDED	ARP	SAP
P04	26/03/2021	GLG	MINOR AMENDMENTS FOR PLANNING	ARP	SAP
P03	12/03/2021	GLG	ISSUED FOR PLANNING	ARP	SAP
P02	14/01/2021	OPL	SECTIONS UPDATED FOLLOWING COMMENTS FROM MKC	ARP	SAP
P01	20/11/2020	GLG	FIRST ISSUE	ARP	SAP

DRAWING STATUS: S4 - FOR APPROVAL



Mountbatten House, Basing View, Basingstoke, RG21 4HJ, UK
T+ 44 (0) 1256 318 800, F+ 44 (0) 1256 318 700
wsp.com

CLIENT: BERKELEY ST JAMES

ARCHITECT: JTP / STEPHEN GEORGE AND PARTNERS

SITE/PROJECT: MILTON KEYNES EAST

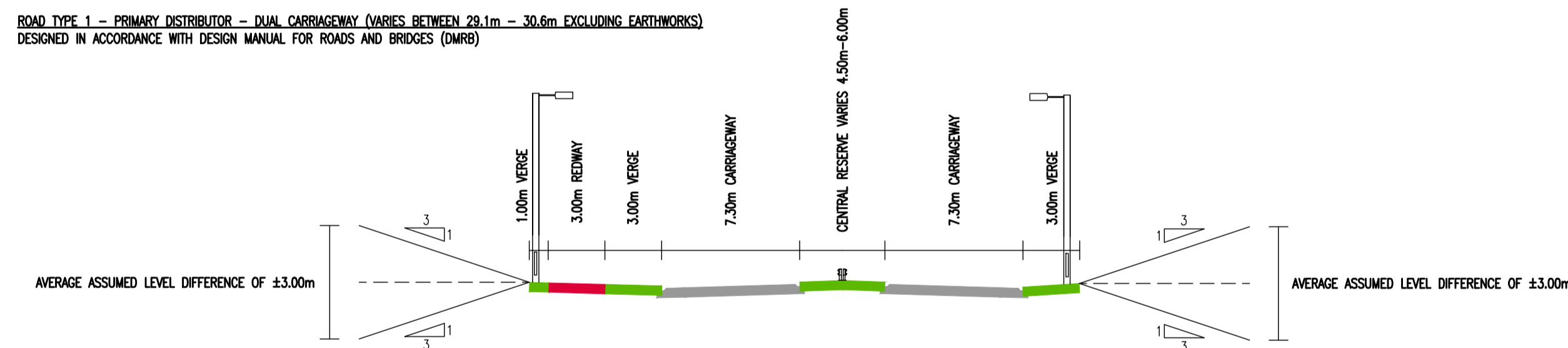
TITLE: GEOMETRY DETAILS OF INDICATIVE ROAD CROSS SECTIONS SHEET 2 OF 4

SCALE @ AT:	CHECKED:	APPROVED:
1:250	ARP	SAP
PROJECT NO:	DESIGNED:	DRAWN:
70057521	GLG	GLG
		DATE:
		July 21

DRAWING NO: MKC-WSP-ZZ-ZZ-C-SK-0102 REV: P06

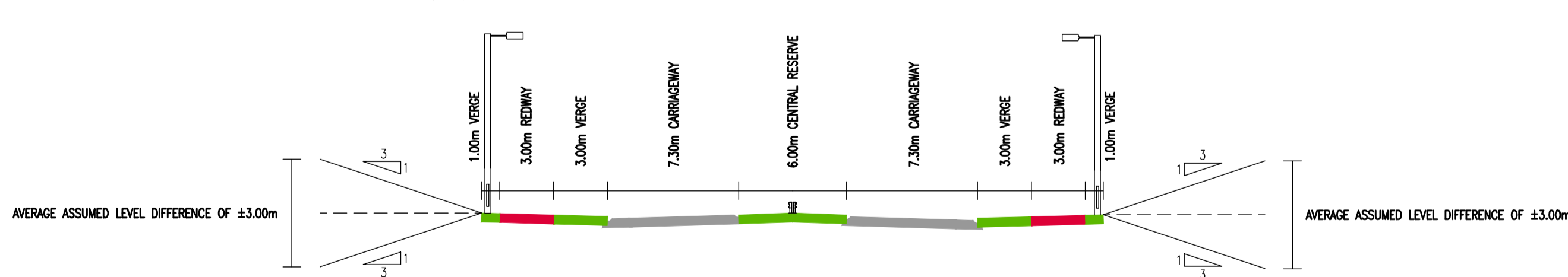
© WSP UK Ltd

ROAD TYPE 1 – PRIMARY DISTRIBUTOR – DUAL CARRIAGEWAY (VARIES BETWEEN 29.1m – 30.6m EXCLUDING EARTHWORKS)
DESIGNED IN ACCORDANCE WITH DESIGN MANUAL FOR ROADS AND BRIDGES (DMRB)



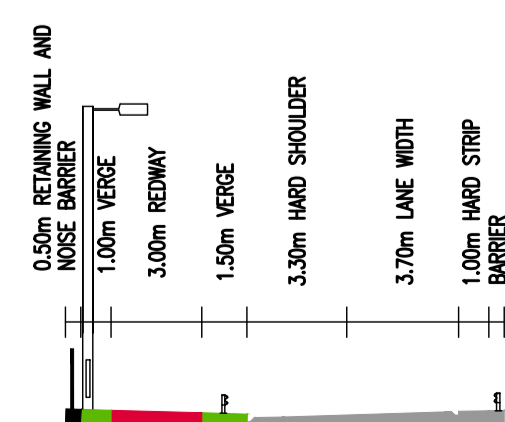
APPLIES TO:
LINK 107 (LINK U)
LIGHTING (INDICATIVE DETAILS)
• 10m LIGHTING COLUMN HEIGHTS – SINGLE-SIDED ARRANGEMENT (8m HEIGHTS TO BE CONSIDERED WHERE APPROPRIATE)
• LIGHTING CLASS M3 (EQUIVALENT 15 LUX AVERAGE & 0.4 UNIFORMITY)
• LUMINAIRE HOLOPHANE V-MAX 3000K LED
• LUMINAIRE 0° TILT – NO DIRECT UPWARD LIGHT

ROAD TYPE 1 – PRIMARY DISTRIBUTOR – DUAL CARRIAGEWAY (34.6m EXCLUDING EARTHWORKS)
DESIGNED IN ACCORDANCE WITH DESIGN MANUAL FOR ROADS AND BRIDGES (DMRB)



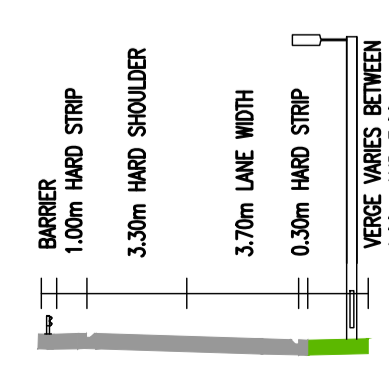
APPLIES TO:
LINK 107 (LINK U)
LIGHTING (INDICATIVE DETAILS)
• 10m LIGHTING COLUMN HEIGHTS – SINGLE-SIDED ARRANGEMENT (8m HEIGHTS TO BE CONSIDERED WHERE APPROPRIATE)
• LIGHTING CLASS M3 (EQUIVALENT 15 LUX AVERAGE & 0.4 UNIFORMITY)
• LUMINAIRE HOLOPHANE V-MAX 3000K LED
• LUMINAIRE 0° TILT – NO DIRECT UPWARD LIGHT

NORTHBOUND CARRIAGEWAY (14.5m EXCLUDING EARTHWORKS)
DESIGNED IN ACCORDANCE WITH DESIGN MANUAL FOR ROADS AND BRIDGES (DMRB)



APPLIES TO:
NORTHBOUND CARRIAGEWAY
LIGHTING (INDICATIVE DETAILS)
• 10m LIGHTING COLUMN HEIGHTS – SINGLE-SIDED ARRANGEMENT (8m HEIGHTS TO BE CONSIDERED WHERE APPROPRIATE)
• LIGHTING CLASS M3 (EQUIVALENT 15 LUX AVERAGE & 0.4 UNIFORMITY)
• LUMINAIRE HOLOPHANE V-MAX 3000K LED
• LUMINAIRE 0° TILT – NO DIRECT UPWARD LIGHT

SOUTHBOUND CARRIAGEWAY (10.8m EXCLUDING EARTHWORKS)
DESIGNED IN ACCORDANCE WITH DESIGN MANUAL FOR ROADS AND BRIDGES (DMRB)



APPLIES TO:
SOUTHBOUND CARRIAGEWAY
LIGHTING (INDICATIVE DETAILS)
• 10m LIGHTING COLUMN HEIGHTS – SINGLE-SIDED ARRANGEMENT (8m HEIGHTS TO BE CONSIDERED WHERE APPROPRIATE)
• LIGHTING CLASS M3 (EQUIVALENT 15 LUX AVERAGE & 0.4 UNIFORMITY)
• LUMINAIRE HOLOPHANE V-MAX 3000K LED
• LUMINAIRE 0° TILT – NO DIRECT UPWARD LIGHT