

2024/25

Early Years Place Planning: Forward View



The information contained in this report is for general information purposes only. While every effort has been made to keep the information up to date and correct, Milton Keynes City Council (MKCC) make no representations or warranties of any kind, expressed or implied, about the completeness, accuracy, reliability or suitability with respect to the information contained within the document. Any reliance placed on such information is therefore strictly at the individual's own risk. MKCC is not responsible for, and expressly disclaims all liability for, damages of any kind arising out of use, reference to, or reliance on any information contained within this document. The datasets used to produce this document are the most accurate available information as of 2024.

Contents

Introduction	2
The Growth of Milton Keynes	3
Current Milton Keynes Take up	4
Strategic Context.....	6
SEND	8
Methodology	9
Mitigating Factors.....	10
Spring budget 2023 announcement.....	11
Childcare Sufficiency Summary.....	12
Sufficiency Projections & Gap Analysis.....	13
Milton Keynes.....	13
Conniburrow	15
Daisychain.....	17
Hedgerows	19
Hummingbird.....	21
Little Owls.....	23
Moorlands	25
Pebbles	27
Rainbow	29
Seedlings	31
Squirrels.....	33
Sunshine	35
The Robins.....	37
The Rowans	39
The Saplings	41
The Windmill	43
Tickford Meadow	45
Woodlands	47
Annex A: Legal duties	48
Annex B: Provision types	50
How parents can access their free entitlement	50
Annex C: Funding for Providers	52

Introduction

This document reviews the sufficiency of early education and childcare provision throughout Milton Keynes. It also sets out the local authority's main legal duties and powers in relation to the market. It is designed to enable the local authority to assess the volume and location of available places and identify areas with a shortfall in childcare provision. This document is freely available to stakeholders upon request and is intended to aid providers in mapping demand in Milton Keynes; subsequently stimulating the market growth required to ensure sufficient places are available.

The Growth of Milton Keynes

Planned growth

Plan:MK, which was adopted in 2019, replaced the remaining planning policies kept from the Milton Keynes Local Plan (adopted December 2005) and the Milton Keynes Core Strategy, and became part of the Development Plan to be used in the determination of planning applications within the borough. Plan:MK is the new Local Plan for Milton Keynes up to 2031 and sets out the vision and development strategy for the future of the Borough. Plan:MK will deliver a minimum of 26,500 net dwellings across the Borough of Milton Keynes over the period 2016-2031. For all current Strategic Urban Extensions listed within Plan:MK, the indicative education needs have been detailed.

There is significant planned total development across Milton Keynes with over 14,200 homes scheduled to be delivered over the next eight years, with a significant proportion of this being delivered in our new development areas of Milton Keynes. It is important that new early years places are delivered within these areas in line with the additional demand they bring as the developments build out across the years,

As a Local Authority we are currently in the early stages of considering what our new local plan will look like which will plan the city's development until 2050. The New City Plan will take forward Milton Keynes City Council's Strategy for 2050 which set out a bold and ambitious vision for Milton Keynes over the next 28 years, including equal opportunities for all, 'lifelong' homes that suit people at all stages of their life, and a pioneering mass rapid transit system. Part of the consideration for the plan will be what education is required for the future of the city across all educational phases.

The Access to Education, Employment and Training service will continue to be involved in the plan making process to ensure that the education needs of future residents of Milton Keynes are met.

Current Milton Keynes Take up

Two-year-old entitlement- (pre April 2024 expansion)

Since the introduction of the statutory duty to offer all disadvantaged two-year olds 15 hours a week of early education, participation rates in Milton Keynes are consistently higher than that of the South East region and the national average. Milton Keynes was recognised nationally for its efforts and success in this area. This achievement was supported by a participation project which included a significant promotional campaign funded from 'initial trajectory funding' from the DfE. The participation project and promotional campaign stopped following the expiration of the initial trajectory funding, and Milton Keynes subsequently experienced a decrease in participation rates during 2018 and 2019. This was reintroduced in 2019 and has been running ever since. Census data for 2023 demonstrates this approach has continued to have a significant impact on take up with Milton Keynes recording 81% of eligible children accessing. This is the highest recorded locally at a January census, and significantly higher than regional (74%) and national (74%), as shown on the following graph.

2 year old take up (January Census)



Published data for 2022 shows the proportion of children achieving a Good Level Of development (GLD) in Milton Keynes was 66.7% compared to 65.2% nationally. The published figure for 2023 was 69.8% as compared to 67.2% nationally. Although this is a headline measure relating to the end of the reception year, it indicates the impact of higher early years participation rates in Milton Keynes, as research shows that pupils who enter reception with pre-school experience are better equipped to access learning in the reception class. In addition, discussions with MK leaders recognise the positive impact of the participation project in comparison to pupils who haven't accessed pre-school provision and are often significantly behind their peers.

Universal three- and four-year-old entitlement

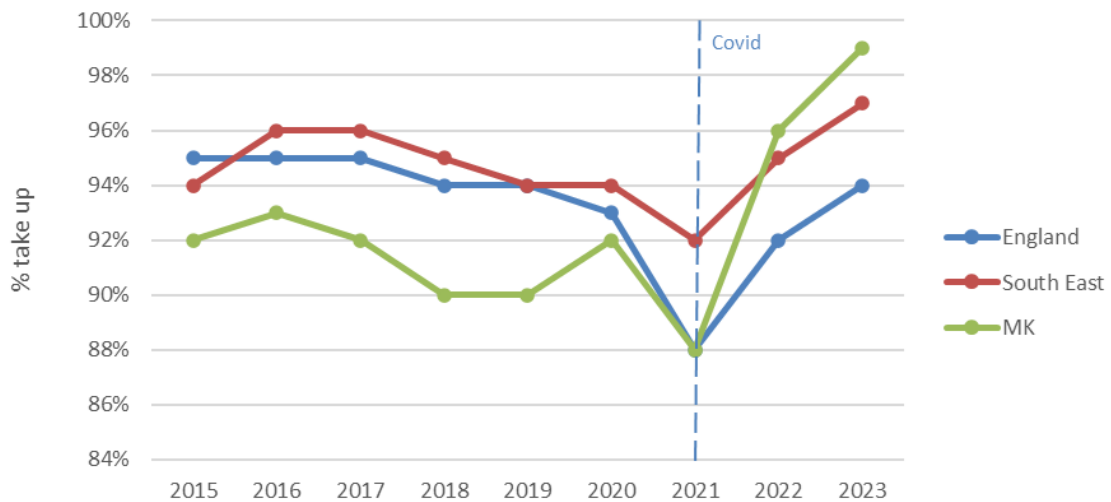
Historically, Milton Keynes participation in universal three- and four-year-olds has been consistently lower than regional and national levels. Previous investigations have resulted in knowledge that much of this is to do with the mobility of families. DfE participation data for 2020 showed that take up in Milton Keynes had increased, which bucked the national and regional trends, and meant rates in Milton Keynes were only

slightly below. This increase followed the re-instatement of the participation project for two-year-olds.

Unfortunately, the outbreak of Covid-19 significantly impacted accessibility of provision and parental desire to take up places, particularly at the point of census in January 2021. This meant that at the point of the January 2021 census, take up rates across the country had fallen compared to previous years although the take up rate in Milton Keynes were still in line with the national and regional average ages. Census data from January 2022 showed take up rates had risen again across the country, but encouragingly the take up rate in Milton Keynes continued to rise at a significant rate, in line with the increase in 2-year-old take up, and Milton Keynes was at last calculated as having a higher take up rate than national and regional averages. This trend has continued, and the January 2023 census data now calculates the Milton Keynes participation rate has further increased, with 99% of children now accessing provision.

This continues to show an increasingly positive position, particularly when compared to the regional average (97%) and national average (94%), as shown on the following graph. The impact of this can also be seen in the increase in the proportion of early years children in Milton Keynes achieving a Good Level of Development (GLD) at the end of the reception year, which is higher than national.

3 & 4 year old universal (15 hours) take up (January Census)



Strategic Context

Despite the retention of our early years duties, the operation of the early years sector has changed significantly over the past decade where Local Authorities role and relationship with the sector has altered from one of provision deliverer to one of market management and quality assurance.

Local authorities are reliant on Private, Voluntary, and independent providers, and school based early years provision to fulfil their duty to secure sufficient provision for those who need it. Providers within the early years marketplace deliver provision through a variety of operating models to ensure that there is the flexibility available to meet the needs of children and their families. This provision can range from childminder to playgroups through to year round full day nursery. In Milton Keynes private, voluntary and independent (PVI) organisations account for the majority of the funded early education and childcare market (85%). These providers operate from a variety of different premises (including purpose-built facilities, shared community buildings, schools, churches, converted offices and domestic premises). The remainder of the sector consists of nursery schools and nursery classes within schools. These providers offer a mixture of full day care or sessional care dependent upon the type of setting to provide parents with a mixture of choice to meet needs of families across the city.

Despite the challenges the marketplace has faced over the years due to the impact of Covid19, the Milton Keynes early years sector has remained relatively buoyant in comparison to the national position. In Milton Keynes, the number of providers has remained relatively stable over the past 6 years with the number of places available slightly increasing (1%). This can largely be attributed to an increased number of places being offered at nursery settings as their operational models enable them greater flexibility in what they are able to offer, and the significant focus locally on ensuring parents are aware of their entitlements to early education, and how it benefits children

Childcare sufficiency is essential in supporting working parents/carers and those studying or training for employment. Another focus of childcare is to reduce inequalities and child poverty throughout the country.

The Index of Multiple Deprivation (IMD) 2019 is the official measure of relative deprivation for small areas (or neighbourhoods) in England. In the Indices of Multiple Deprivation 2019 Milton Keynes was ranked 107 compared to 181 in 2015 and compared to 211 in 2010. Milton Keynes has 8 districts that rank in the 10% most deprived and 18 in the 20% most deprived areas in Britain.

Sufficient quality childcare is vital in supporting the growth of Milton Keynes. In Milton Keynes, the population size has increased by 15.3%, from around 248,800 in 2011 to 287,000 in 2021 census. This is higher than the overall increase for England (6.6%), and higher than our neighbours (Buckinghamshire 9.5% & North Northamptonshire 13.5 %) but in line with Central Bedfordshire 15.7% and slightly lower than Bedford Borough growth (17.7%). It is critical that supply of childcare provision in Milton Keynes continues to meet demand as the city grows over the next 25 years.

There is no obligation on parents to access early education provision; however, evidence shows that access to high quality early education provision improves the life chances of children, particularly those from disadvantaged backgrounds. In order to improve the well-being of young children and reduce social inequalities, there is a duty for LAs to identify parents who may be unlikely to access 'early childhood services'. LAs and relevant partners should encourage all parents to take advantage of these services as they may be of benefit to them and their young children.

SEND

All Milton Keynes providers are accessible to children with special educational needs and provide an inclusive childcare market for parents. Most early year's children will be able to have their special educational needs met at their local pre-school, nursery or childminder setting. However, for some children, specialist provision may be more appropriate.

All childcare group settings are required to have a member of staff who is the Special Education Needs Coordinator (SENCO), and has responsibility for identifying children with SEN, whilst all childminders must act as their own SENCO. In the event that an early year's child requires a specific support for their needs, the local authority will assess the child's needs using the 'graduated approach'.

The Children and Families Act 2014 has seen the introduction of Education, Health and Care Plans and a 'Local Offer' for families with a child or young person with SEND. More information about how the Milton Keynes Local Offer supports early years can be found at: [How Early Years settings can support young children with SEND](#)

In addition to the SEND Local Offer, the Milton Keynes City Council maintains a 'SEN Inclusion Grant' which is available upon request to providers with children with SEN. This funding is to be used to enable the setting to better meet the needs of the SEN children that attend.

Providers are also able to apply for Disability Access Funding (DAF) for eligible children at their settings. DAF is for early years providers to support children with disabilities or special educational needs. Information on how to apply for DAF is available on the SEND Local Offer as well as in the Provider Guidance.

Methodology

Due to the mitigating factors that impact projections, analysis of data sources are undertaken to produce forecasts that reflect the behaviour of the Milton Keynes childcare market. ONS birth data is used as a fundamental data source for the projections, the birth data of previous years is analysed to project future rates and therefore future potential demand in Milton Keynes.

The Early Years census is analysed to identify the behaviour of the childcare market in Milton Keynes. The Early Years census is reviewed to detect trends in participation rates and area demand mapping. Subsequently these characteristics are applied to potential demand to produce projections with a greater degree of accuracy.

Milton Keynes City Council's childcare database and Ofsted were used to identify and map the supply of available places in Milton Keynes. Only providers that are registered for Early Education Funding (EEF) are included in our supply analysis as these providers are universally accessible to eligible children. This therefore means that there is also a private market that is available for families in Milton Keynes that require childcare provision.

Mitigating Factors

The nature of the early year's childcare market creates several difficulties when mapping supply and demand for childcare in Milton Keynes. A prominent forecasting issue is the role parental preference plays when accessing childcare provision. Parental preference directly impacts participation rates in the childcare market; as there is no mandatory requirement for pre-school age children to attend an early year's provision hence projecting the level of take-up can be problematic and volatile from year to year. Parental preference also impacts demand mapping as parents regularly access provisions outside of the family centre catchment area in which they live for a variety of different reasons.

It is therefore important to note that whilst some geographical areas in Milton Keynes within this document are projecting a shortfall of places this shortfall may not actually come to fruition given parental preference does not necessarily mean accessing early years provision from within local children centre areas.

The flexibility and adaptability of the early year's market and providers also adds a further degree of difficulty when allocating supply to projected demand. As childcare providers independently manage their resources to accommodate the child demand they receive, providers will amend their ratio of spaces at varying age ranges to reflect their intake and therefore their vacancies are interchangeable. Private, voluntary and independent providers possess the autonomy to freely expand or reduce the capacity of their settings in accordance with the Ofsted prescribed requirements. Furthermore, providers can decide to enter or exit the childcare market without honouring a notice period.

Therefore, the childcare market is an ever-changing fluid landscape that is hugely market driven and supply and demand can fluctuate frequently.

Spring budget 2023 announcement

The Spring 2023 budget announced a range of phased national changes to the early years sector which aims to support parents to access affordable, high-quality childcare so they can return to work more easily. The announcements are the most significant national changes and investment into the early years sector in several years and are proposed to bring several benefits to parents. One of the changes to be phased in is the expansion of the extended 30-hour entitlement for working parents to eventually include working parents with children aged from nine months. This will be introduced in phases as described below:

- Phase 1: April 2024 - 15 hours of childcare over 38 weeks of the year made available to eligible working parents of two-year olds.
- Phase 2: September 2024 - 15 hours of childcare over 38 weeks of the year made available to eligible working parents of 9 month to 36-month-olds.
- Phase 3: September 2025 - 30 hours of childcare over 38 weeks of the year made available to eligible working parents of 9 month to 36-month-olds.

For the April 2024 expansion our working assumption is that most families accessing the expanded entitlements will not be new to the childcare market and are already accessing provision, therefore they will be switching from parent paid to funded childcare. This assumption is corroborated by both DfE and local analysis which suggests that there are sufficient places to meet demand for the April 2024 expansion.

For the phased expansion to 9 months from September 2024, the impact on the sufficiency of childcare spaces for those eligible in Milton Keynes will continue to depend on how many children are already attending formal childcare (these children will switch from parent paid childcare to entitlement funded childcare), and how many are new to formal childcare and wishing to access provision for the first time.

Very early DfE data analysis suggests that a small number of new places may be needed by September 2025 to meet new demand. There are some early years providers that have space to offer additional places, however, factors such as difficulty recruiting and retaining suitably qualified staff, lack of capital to fund equipment, lack of demand from parents and carers as well as the increase in funded places not being financially viable present challenges that effect their ability to increase delivery capacity. Analysis of the position continues to be evaluated in preparation for the later phases of the expansion roll outs, and we will continue to work closely to monitor the supply and demand of childcare places and work with providers from the private, voluntary, independent, and maintained sector to ensure there are sufficient places to meet the needs of parents.

Once we have robust data on actual take up of the expanded 9 month and 2 year old offer we will be able to incorporate this into projections in future forward view editions. Given the above the following projection information is based upon current entitlements as they are at March 2024.

Childcare Sufficiency Summary

2-year-old entitlement (15 hours)

Milton Keynes has sufficient supply of funded 2-year-old places to meet the projected demand for the entitlement. Sufficient places for 2-year-olds to access the entitlement is projected in 17 out of the 17 children/family centre areas. As the childcare market is driven by consumer participation the allocation of places between the age groups is adaptable to the demand which minimises the risk of insufficient places to access entitlements.

In Milton Keynes on average 27% of children are eligible for 2YO entitlement. Our projections are based upon a 100% of eligible children taking up their entitlement as we need to plan for places on this basis. However, as at January 2023 census point take-up rate in Milton Keynes was 81% compared to the national average of 74%. This means that there is potentially additional capacity in the system from what is being projected below.

The continued growth of Milton Keynes through new housing suggests the number of eligible 2 year will continue to increase.

Universal 3- & 4-year-olds entitlement (15 hours)

Overall, Milton Keynes has sufficient places for 3- & 4-year-olds accessing the universal entitlement. 13 out of the 17 children/family centre areas are projected to have sufficient places to meet the demand from their area. However, a large surplus of childcare places exists throughout Milton Keynes so families are able to access provision locally should they wish to. However, a large surplus of childcare places exists throughout Milton Keynes so families are still able to access provision locally should they wish to.

Projections suggest that there will be sufficient places for children accessing the universal entitlement for the foreseeable future, however, this will need to be monitored. The flexibility of the childcare market should ensure providers can adapt their ratios to meet demand.

The Extended Entitlement (30 Hours): 3- & 4-year-olds

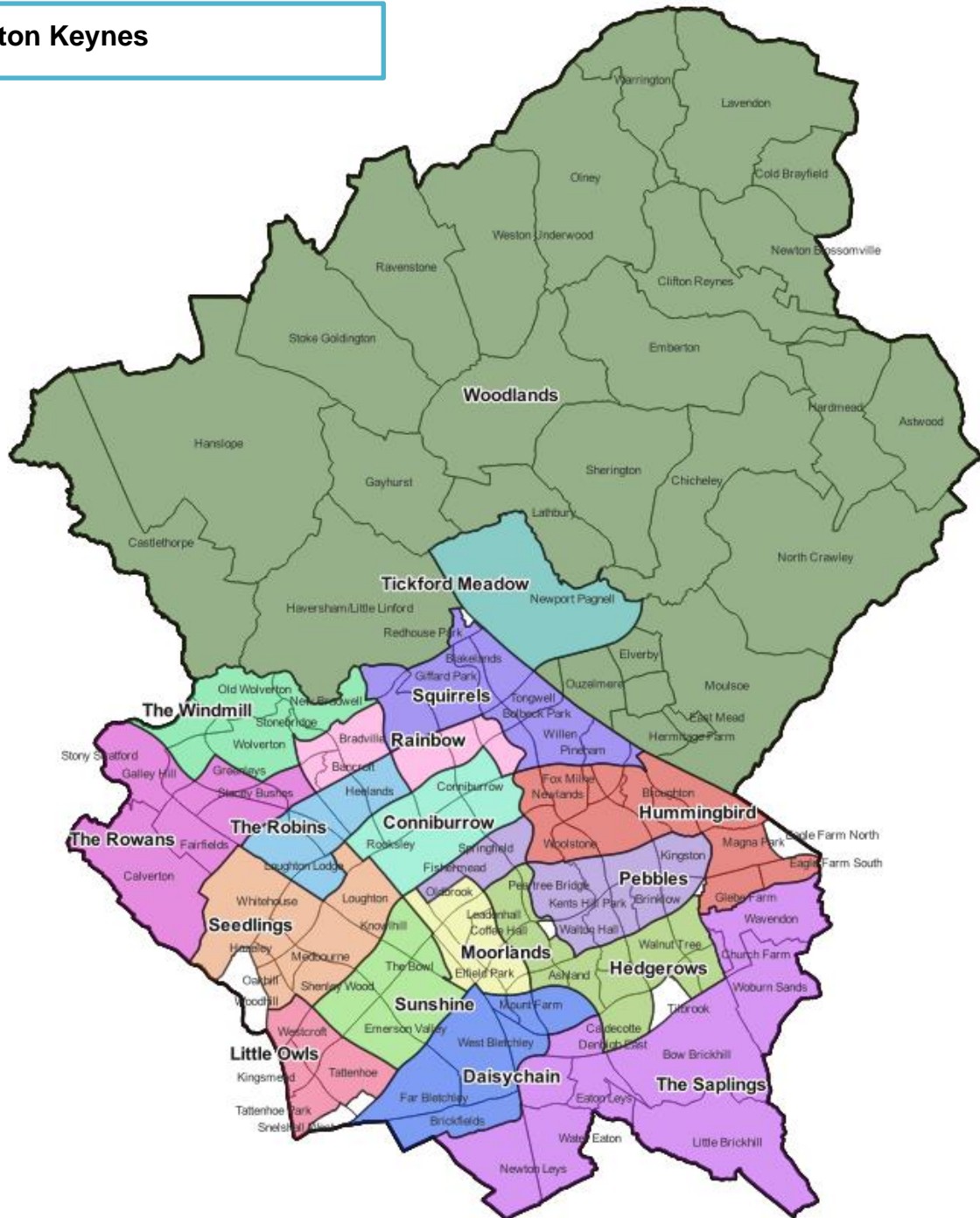
Milton Keynes is projected to have sufficient places for parents wishing to access the 30-hour entitlement in September 2024. All 17 children/family centre catchment areas are projected to have sufficient supply to meet the demand from their area. In 2023, it was estimated that 46% of children accessing universal entitlement, access extended hours.

The introduction of the 30-hour entitlement to the childcare market created the need for many providers to redesign their delivery model to accommodate the various offers. Most providers have allocated a specific quota of extended entitlement places. Some parents may be required to split their extended entitlement allowance across several providers if they are unable to secure a full place at one provider.

The most significant aspect of the extended entitlement will be the parent and how they choose to use the annual allowance of 570 hours of free childcare. The individual patterns and needs of each parent will differ, therefore the adaptability of the childcare market is essential to meeting the demand that arises.

Sufficiency Projections & Gap Analysis

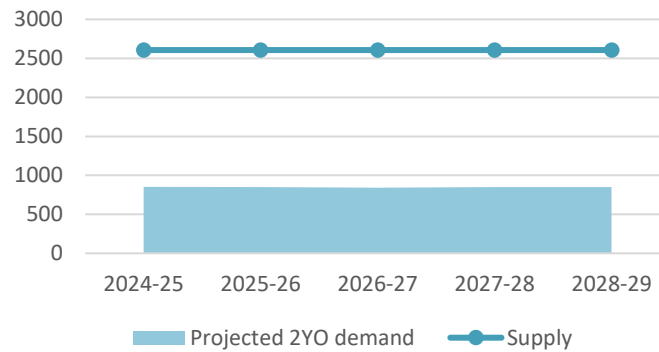
Milton Keynes



Provider Type	No. Providers	Registered Places	Type of care
Childminder	118	718	FULL
Day Nursery	53	3322	
Nursery Unit at Independent Schools	4	448	
Pre-School Playgroup	48	1741	SESSIONAL
Maintained Nursery Class	43	1966	

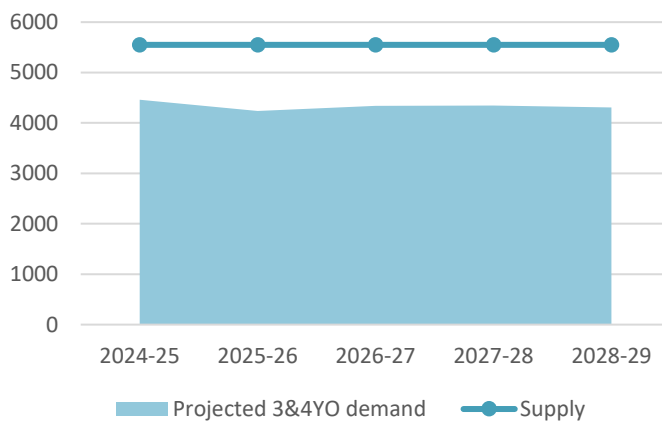
Milton Keynes: 2 year old provision					
	2024-25	2025-26	2026-27	2027-28	2028-29
Number of places available	2606	2606	2606	2606	2606
Projected demand for places	852	851	842	849	847
Balance of places	1754	1755	1764	1758	1759

Milton Keynes: 2YO Supply

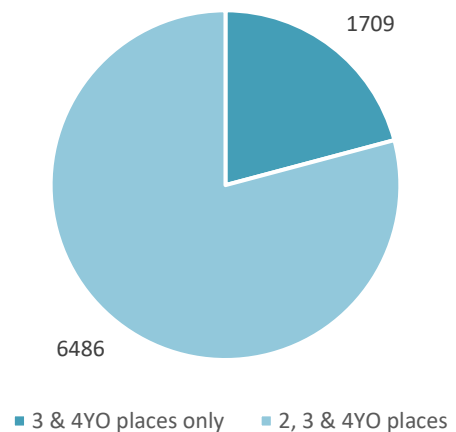


Milton Keynes: 3&4 year old provision					
	2024-25	2025-26	2026-27	2027-28	2028-29
Number of places available	5550	5550	5550	5550	5550
Projected 3&4 YO demand	4461	4239	4340	4346	4308
Balance of places	1089	1310	1210	1203	1241
Projected 30hr demand	2047	1945	1991	1994	1977

Milton Keynes: 3&4YO Supply



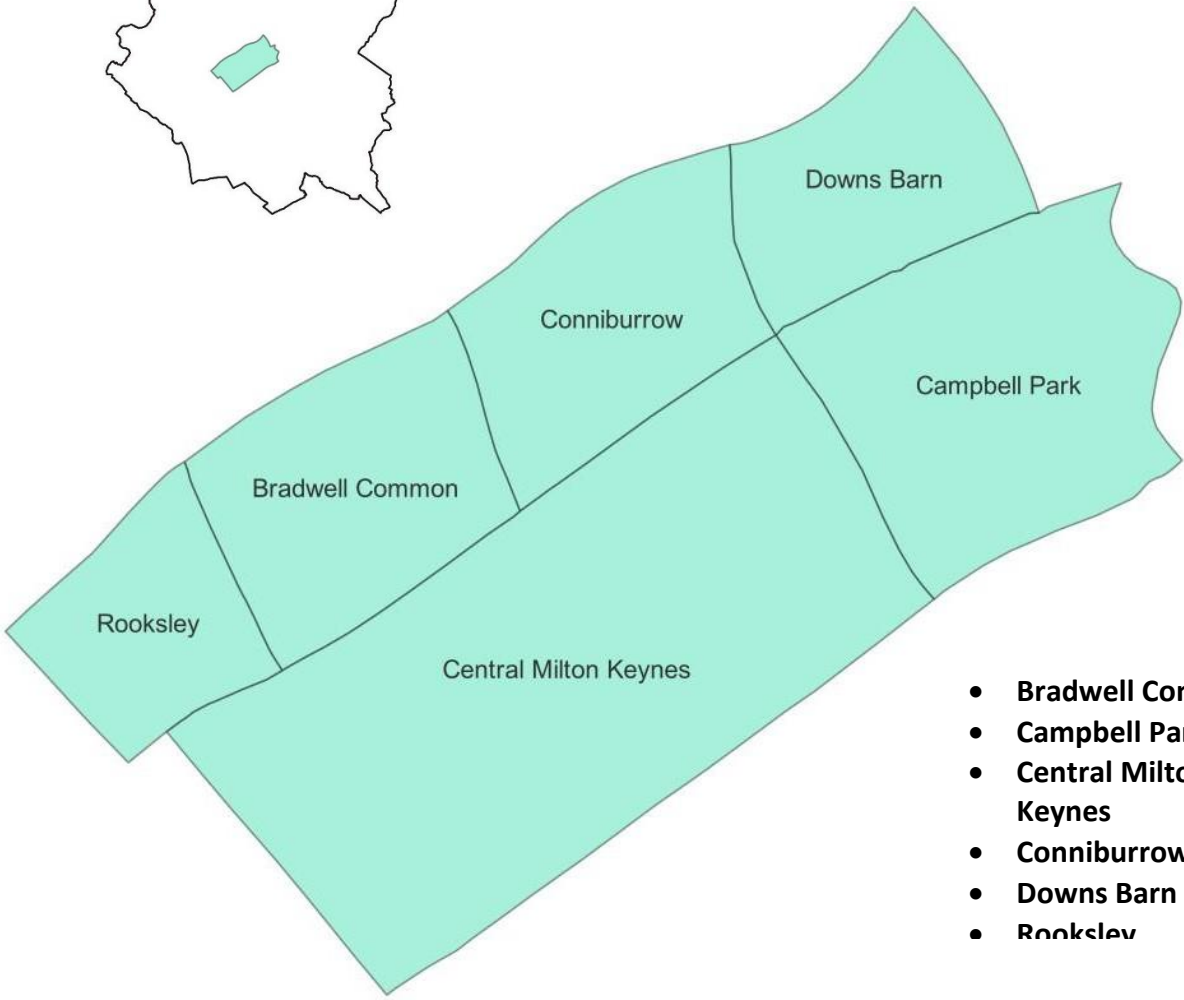
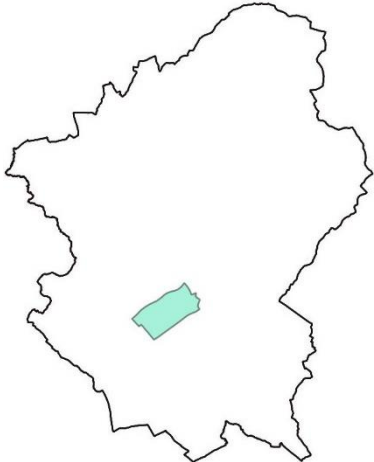
Composition of area provision



Gap Analysis

- Large projected surplus 2-year-old places to meet the demand in Milton Keynes.
- Large projected surplus 3- and 4-year-old places to meet the demand in Milton Keynes.

Conniburrow

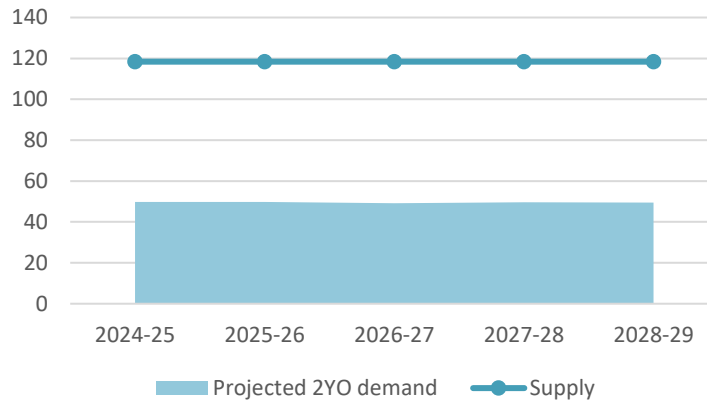


- **Bradwell Common**
- **Campbell Park**
- **Central Milton Keynes**
- **Conniburrow**
- **Downs Barn**
- **Rooksley**

Provider Type	No. Providers	Registered Places	Type of care
Childminder	7	46	FULL
Day Nursery	3	215	
Nursery Unit at Independent Schools	0	0	
Pre-School Playgroup	1	35	SESSIONAL
Maintained Nursery Class	1	39	

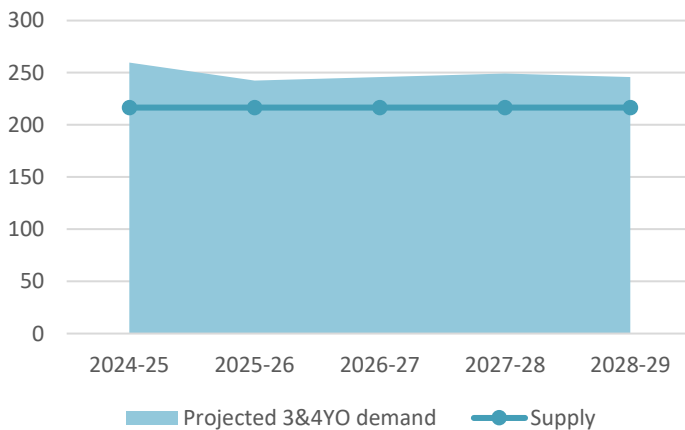
Conniburrow: 2 year old provision					
	2024-25	2025-26	2026-27	2027-28	2028-29
Number of places available	118	118	118	118	118
Projected demand for places	50	50	49	50	50
Balance of places	69	69	69	69	69

Conniburrow 2YO Supply

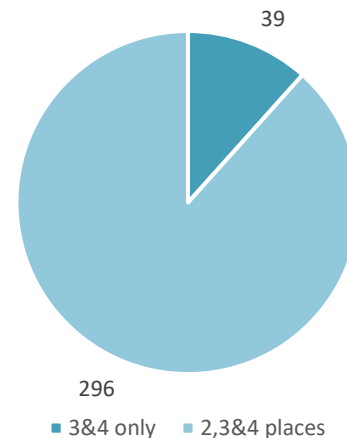


Conniburrow: 3&4 year old provision					
	2024-25	2025-26	2026-27	2027-28	2028-29
Number of places available	217	217	217	217	217
Projected 3&4 YO demand	260	243	246	249	246
Balance of places	-43	-26	-29	-33	-29
Projected 30hr demand	119	111	113	114	113

Conniburrow 3&4YO Supply



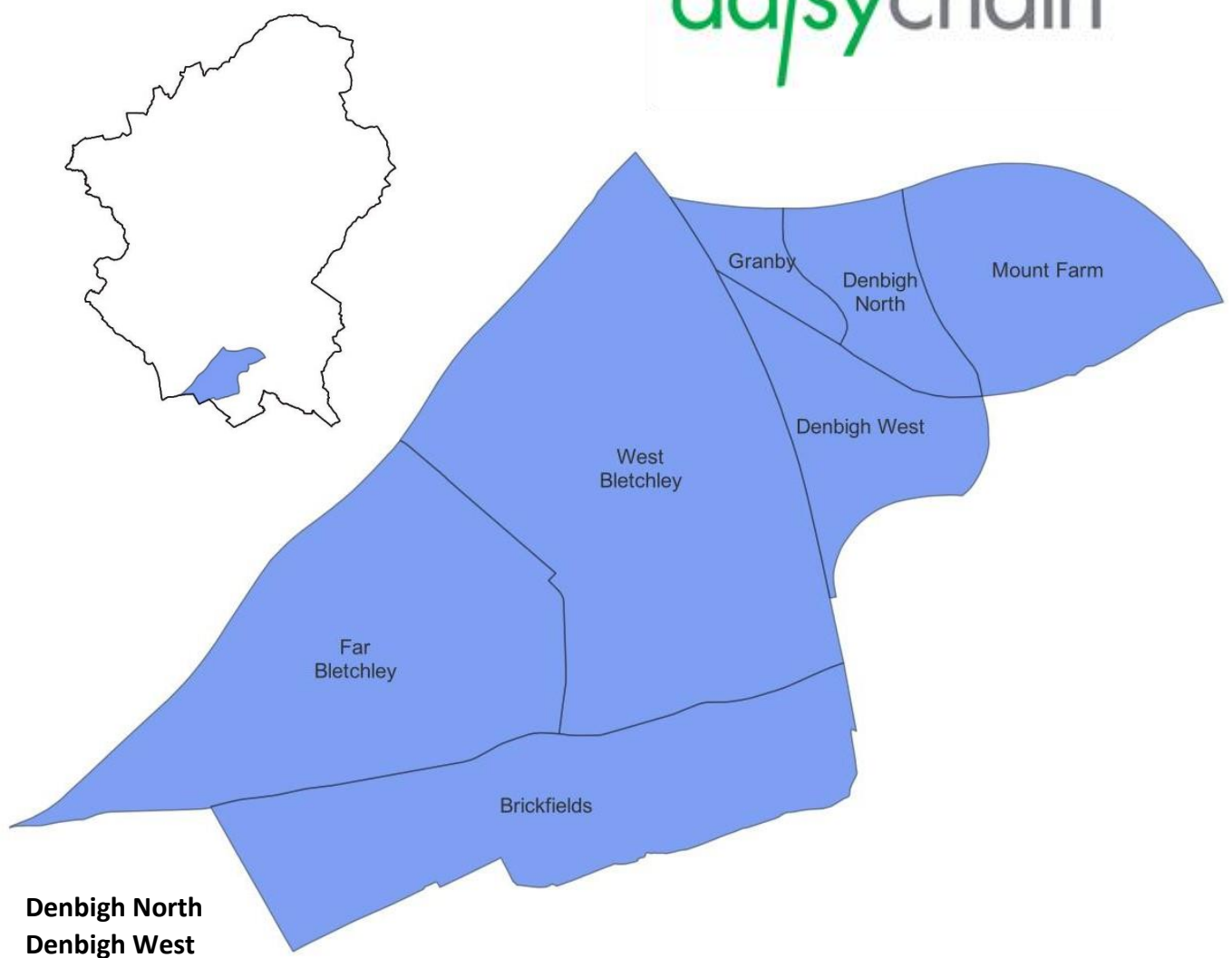
Composition of area provision



Gap Analysis

- Sufficient 2-year-old places projected to meet the demand in the area.
- The 3&4 year-old shortfall has been predicted in previous years, however, there has been no access issues for parents reported. The supply of 2-year-old places can typically be flexed by providers to offer more 3 & 4 year old places if required.

Daisychain

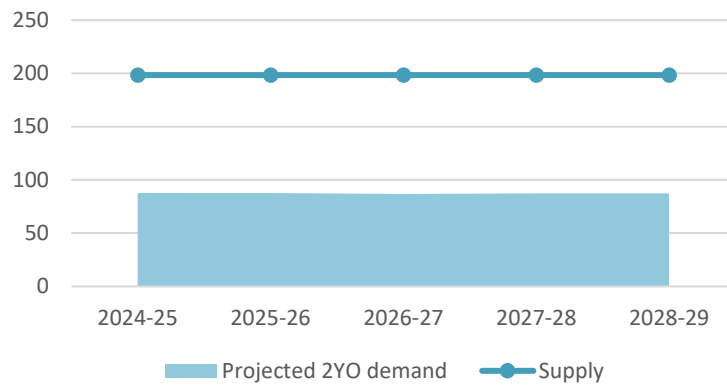


- Denbigh North
- Denbigh West
- Far Bletchley
- Granby
- Mount Farm
- West Bletchley
- Brickfields

Provider Type	No. Providers	Registered Places	Type of care
Childminder	6	60	FULL
Day Nursery	2	78	
Nursery Unit at Independent Schools	1	148	
Pre-School Playgroup	2	73	SESSIONAL
Maintained Nursery Class	3	276	

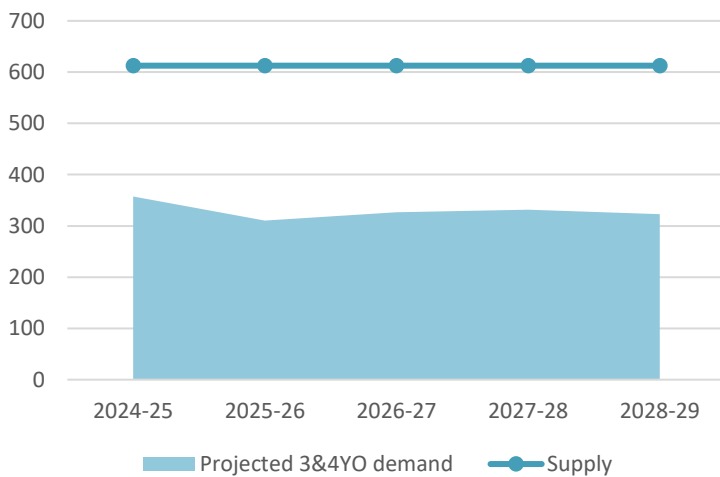
Daisychain: 2 year old provision					
	2024-25	2025-26	2026-27	2027-28	2028-29
Number of places available	198	198	198	198	198
Projected demand for places	88	88	87	87	87
Balance of places	111	111	112	111	111

Daisychain 2YO Supply

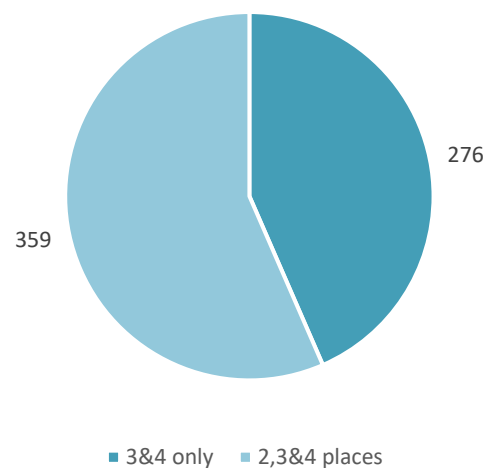


Daisychain: 3&4 year old provision					
	2024-25	2025-26	2026-27	2027-28	2028-29
Number of places available	613	613	613	613	613
Projected 3&4 YO demand	357	310	327	331	323
Balance of places	255	302	286	281	290
Projected 30hr demand	164	142	150	152	148

Daisychain 3&4YO Supply



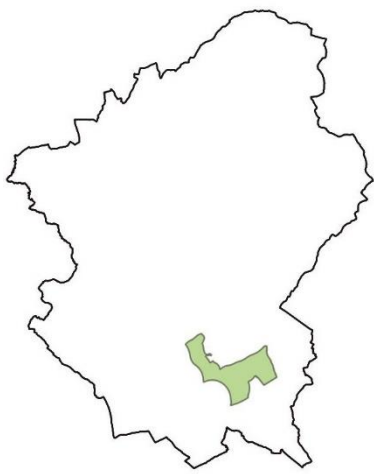
Composition of area provision



Gap Analysis

- Large projected surplus of 2-year-old places to meet the demand in the area.
- Large projected surplus of 3- and 4-year-old places to meet the demand in the area.

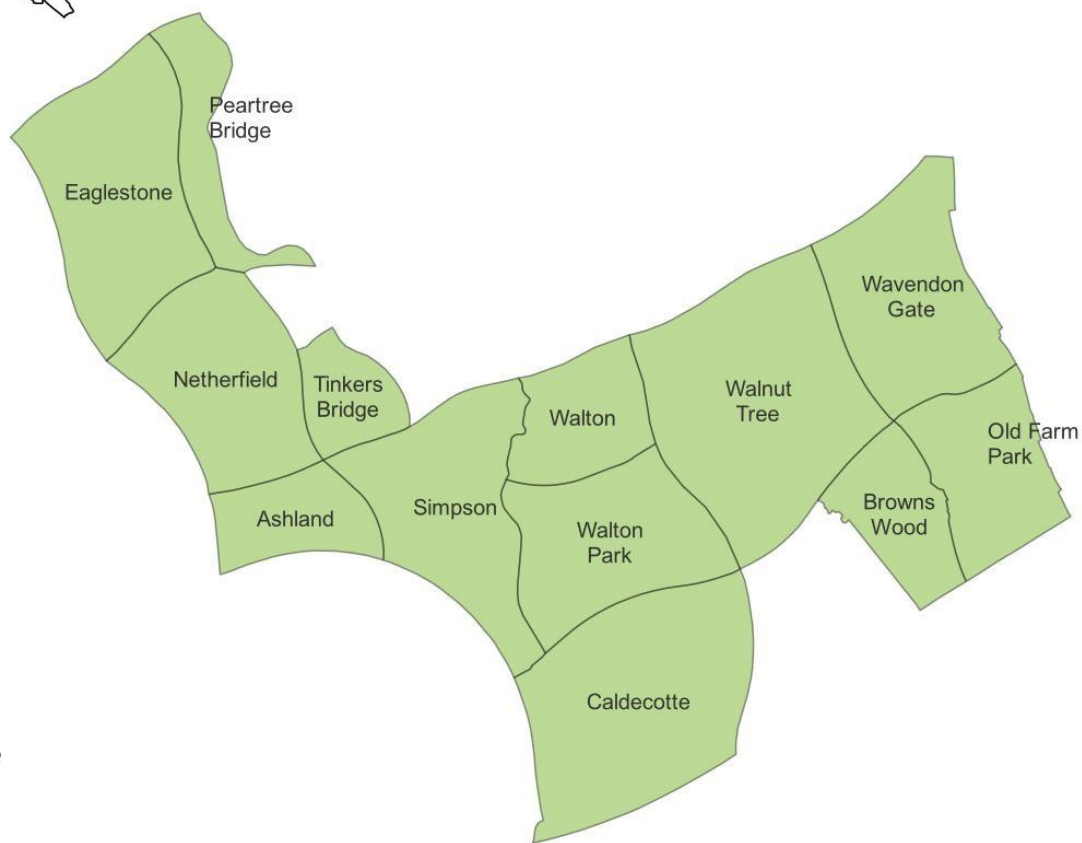
Hedgerows



Hedgerows



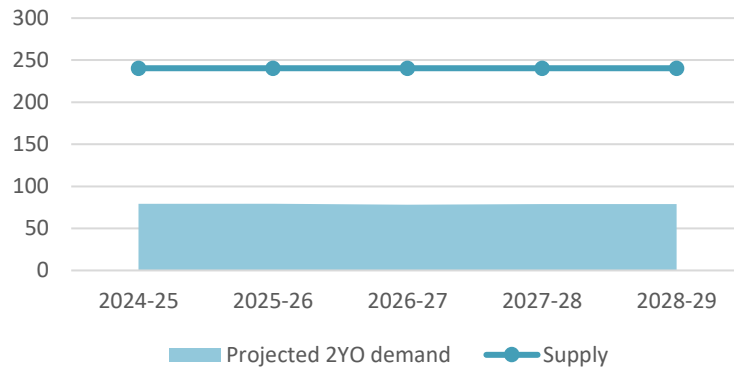
- Ashland
- Browns Wood
- Caldecotte
- Eaglestone
- Netherfield
- Old Farm Park
- Peartree Bridge
- Simpson
- Tilbrook
- Tinkers Bridge
- Walnut Tree
- Walton
- Walton Park
- Wavendon Gate



Provider Type	No. Providers	Registered Places	Type of care
Childminder	4	42	FULL
Day Nursery	6	443	
Nursery Unit at Independent Schools	0	0	
Pre-School Playgroup	4	126	SESSIONAL
Maintained Nursery Class	2	70	

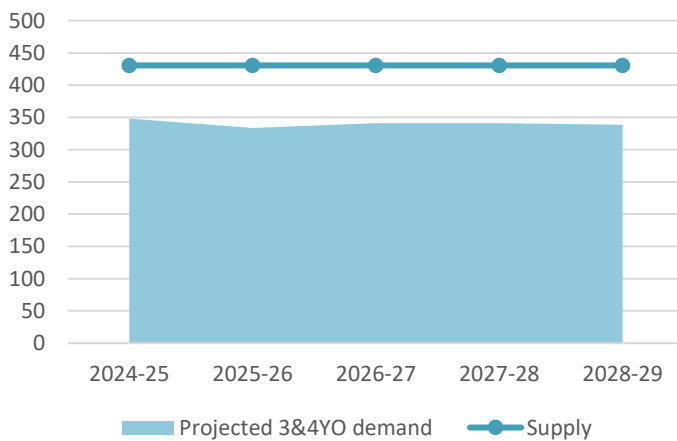
Hedgerows: 2 year old provision					
	2024-25	2025-26	2026-27	2027-28	2028-29
Number of places available	240	240	240	240	240
Projected demand for places	79	79	78	79	79
Balance of places	161	161	162	162	162

Hedgerows 2YO Supply

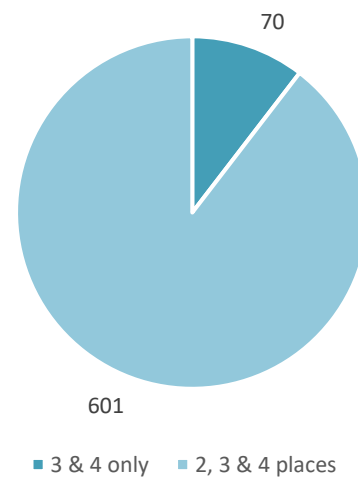


Hedgerows: 3&4 year old provision					
	2024-25	2025-26	2026-27	2027-28	2028-29
Number of places available	431	431	431	431	431
Projected 3&4 YO demand	348	333	341	341	339
Balance of places	82	97	89	90	92
Projected 30hr demand	160	153	157	156	155

Hedgerows 3&4YO Supply



Composition of area provision



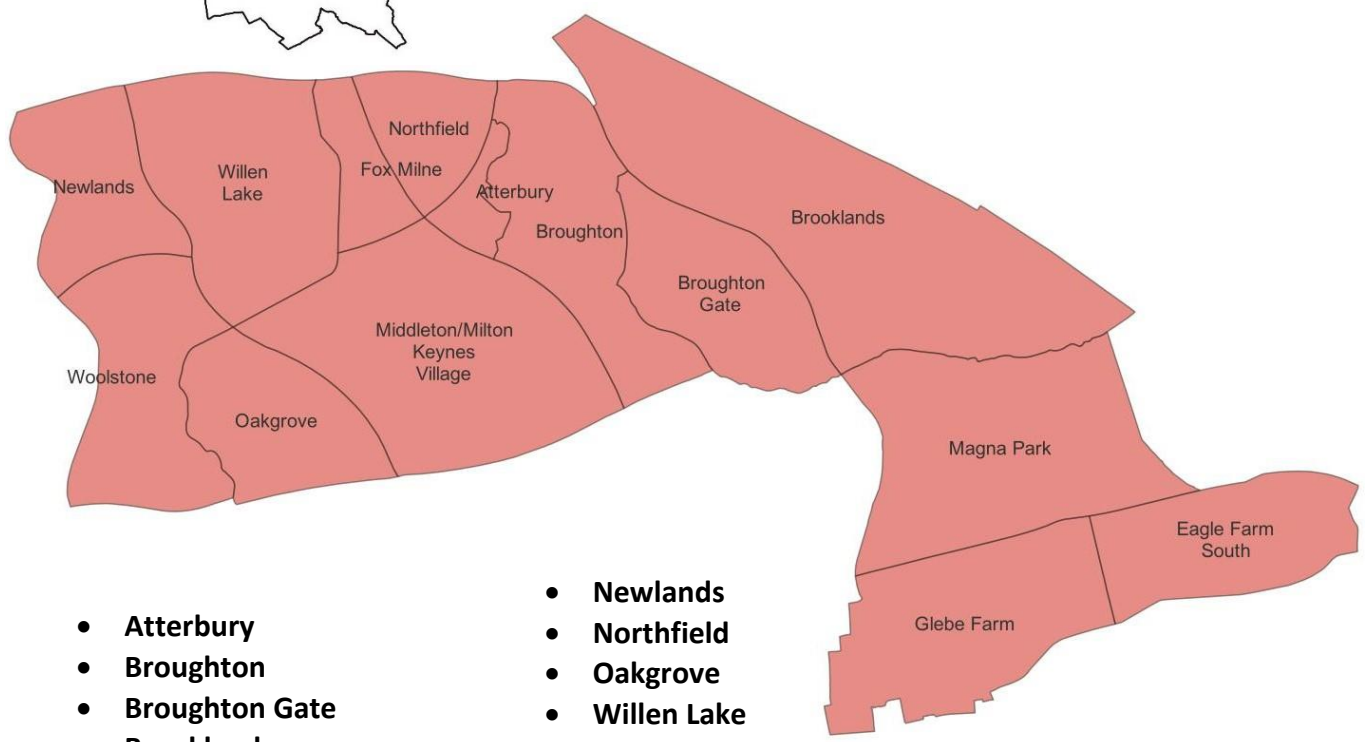
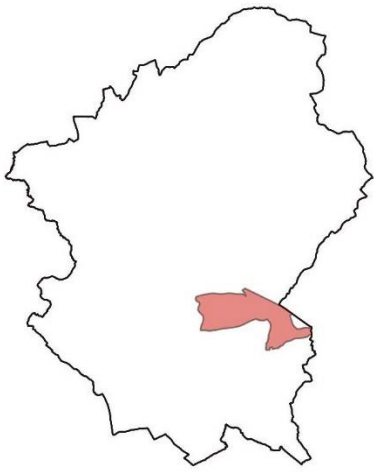
Gap Analysis

- Large projected surplus of 2-year-old places to meet the demand from the area.
- Projected surplus of 3- & 4-year-old places to meet the demand from the area.

Hummingbird



**Hummingbird
Children's Centre**

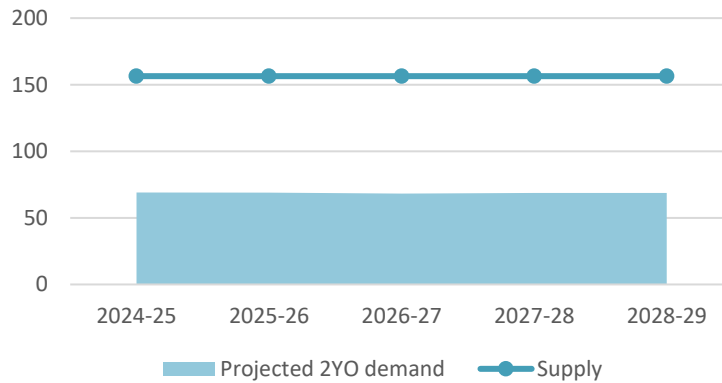


- **Atterbury**
- **Broughton**
- **Broughton Gate**
- **Brooklands**
- **Fox Milne**
- **Milton Keynes Village**
- **Newlands**
- **Northfield**
- **Oakgrove**
- **Willen Lake**
- **Woolstone**
- **Glebe Farm**
- **Eagle Farm South**

Provider Type	No. Providers	Registered Places	Type of care
Childminder	14	68	FULL
Day Nursery	2	161	
Nursery Unit at Independent Schools	1	86	
Pre-School Playgroup	2	82	SESSIONAL
Maintained Nursery Class	3	108	

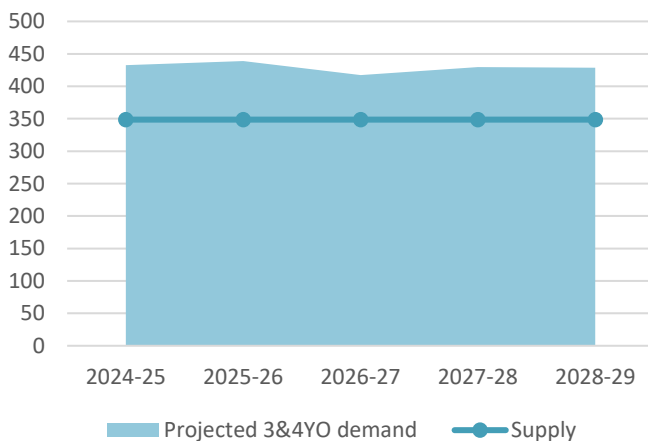
Hummingbird: 2 year old provision					
	2024-25	2025-26	2026-27	2027-28	2028-29
Number of places available	156	156	156	156	156
Projected demand for places	69	69	68	69	69
Balance of places	87	87	88	88	88

Hummingbird 2YO Supply

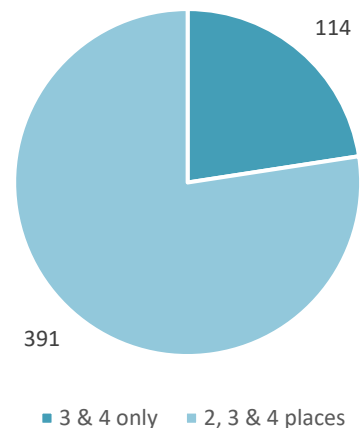


Hummingbird: 3&4 year old provision					
	2024-25	2025-26	2026-27	2027-28	2028-29
Number of places available	349	349	349	349	349
Projected 3&4 YO demand	432	439	417	429	429
Balance of places	-84	-90	-69	-81	-80
Projected 30hr demand	198	201	191	197	197

Hummingbird 3&4YO Supply



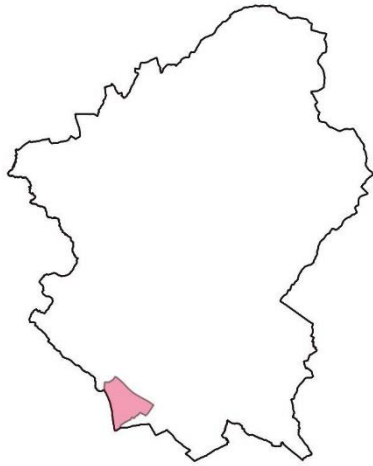
Composition of area provision



Gap Analysis

- **Projected surplus of 2-year-old places to meet the demand from the area.**
- **The 3&4 year-old shortfall has been predicted in previous years, however, there has been no access issues for parents reported. The supply of 2-year-old places can typically be flexed by providers to offer more 3 & 4 year old places if required.**

Little Owls

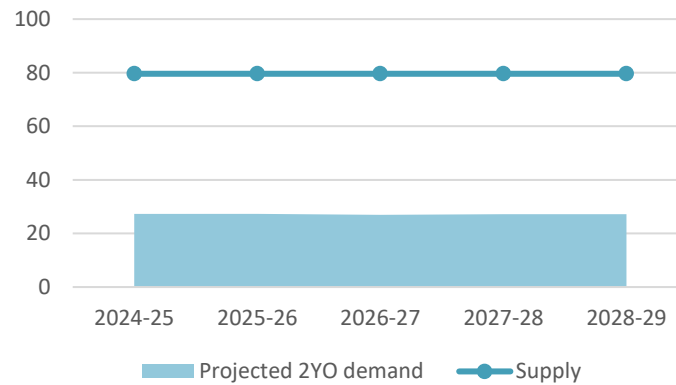


- Kingsmead
- Oxley Park
- Tattenhoe
- Tattenhoe Park
- Westcroft

Provider Type	No. Providers	Registered Places	Type of care
Childminder	7	41	FULL
Day Nursery	1	64	
Nursery Unit at Independent Schools	0	0	
Pre-School Playgroup	3	100	SESSIONAL
Maintained Nursery Class	3	79	

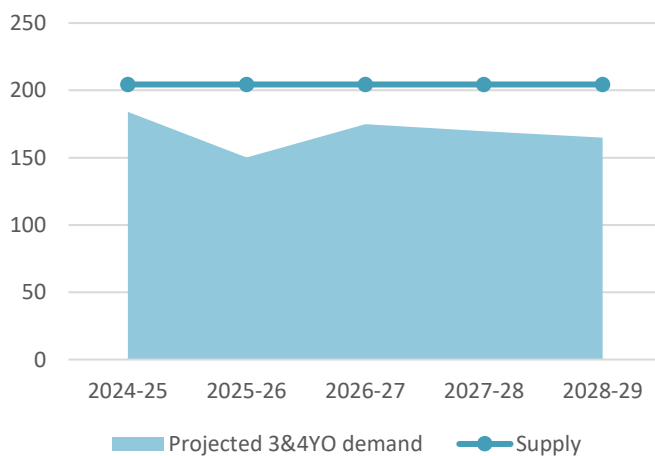
Little Owls: 2 year old provision					
	2024-25	2025-26	2026-27	2027-28	2028-29
Number of places available	80	80	80	80	80
Projected demand for places	27	27	27	27	27
Balance of places	52	52	53	52	52

Little Owls 2YO Supply

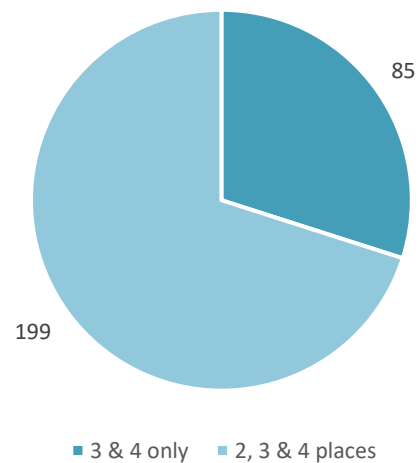


Little Owls: 3&4 year old provision					
	2024-25	2025-26	2026-27	2027-28	2028-29
Number of places available	204	204	204	204	204
Projected 3&4 YO demand	184	150	175	170	165
Balance of places	20	54	30	35	40
Projected 30hr demand	84	69	80	78	76

Little Owls 3&4YO Supply



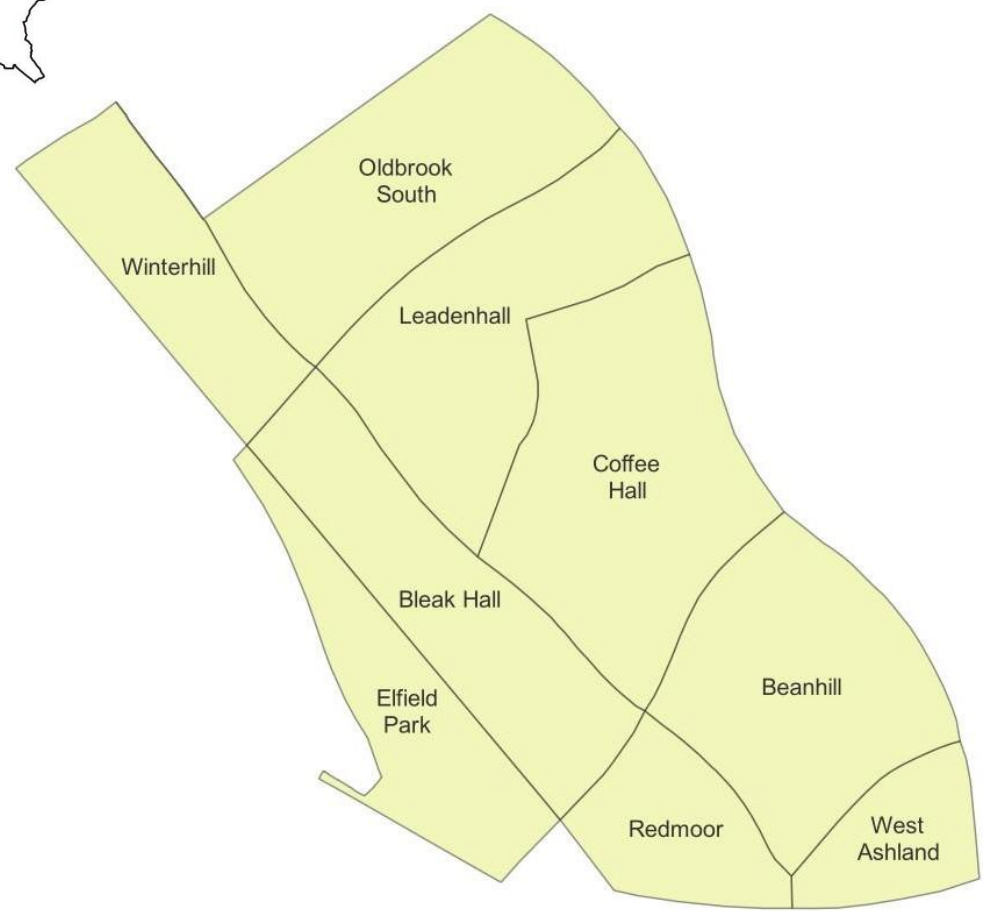
Composition of area provision



Gap Analysis

- Sufficient 2-year-old places projected to meet the demand from the area.
- Sufficient 3- & 4-year-old places projected to meet demand from the area.

Moorlands

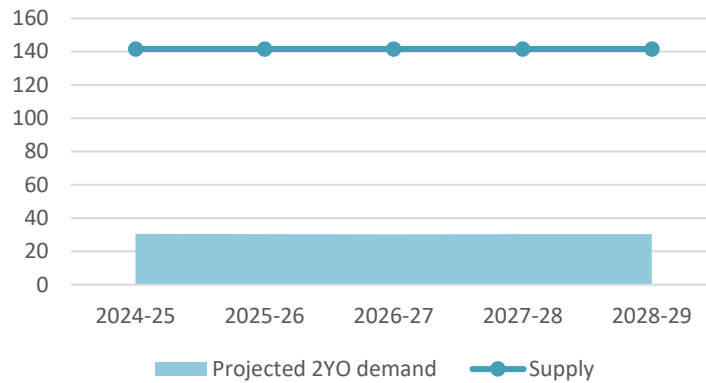


- **Beanhill**
- **Bleak Hall**
- **Coffee Hall**
- **Leadenhall**
- **Oldbrook South**
- **Redmoor**
- **West Ashland**
- **Winterhill**

Provider Type	No. Providers	Registered Places	Type of care
Childminder	2	18	FULL
Day Nursery	3	252	
Nursery Unit at Independent Schools	0	0	
Pre-School Playgroup	1	40	SESSIONAL
Maintained Nursery Class	3	95	

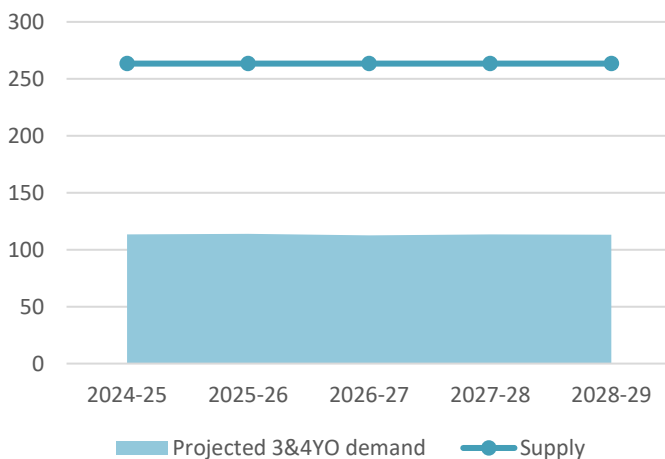
Moorlands: 2 year old provision					
	2024-25	2025-26	2026-27	2027-28	2028-29
Number of places available	142	142	142	142	142
Projected demand for places	31	30	30	30	30
Balance of places	111	111	111	111	111

Moorlands 2YO Supply

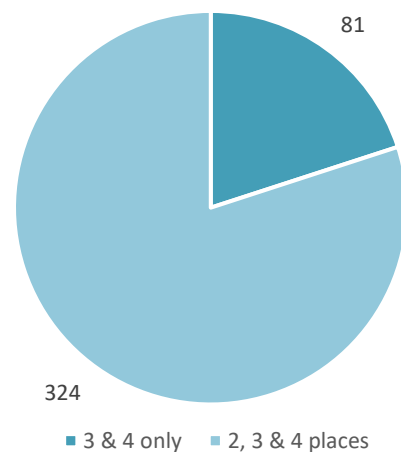


Moorlands: 3&4 year old provision					
	2024-25	2025-26	2026-27	2027-28	2028-29
Number of places available	263	263	263	263	263
Projected 3&4 YO demand	113	114	113	113	113
Balance of places	150	149	151	150	150
Projected 30hr demand	52	52	52	52	52

Moorlands 3&4YO Supply



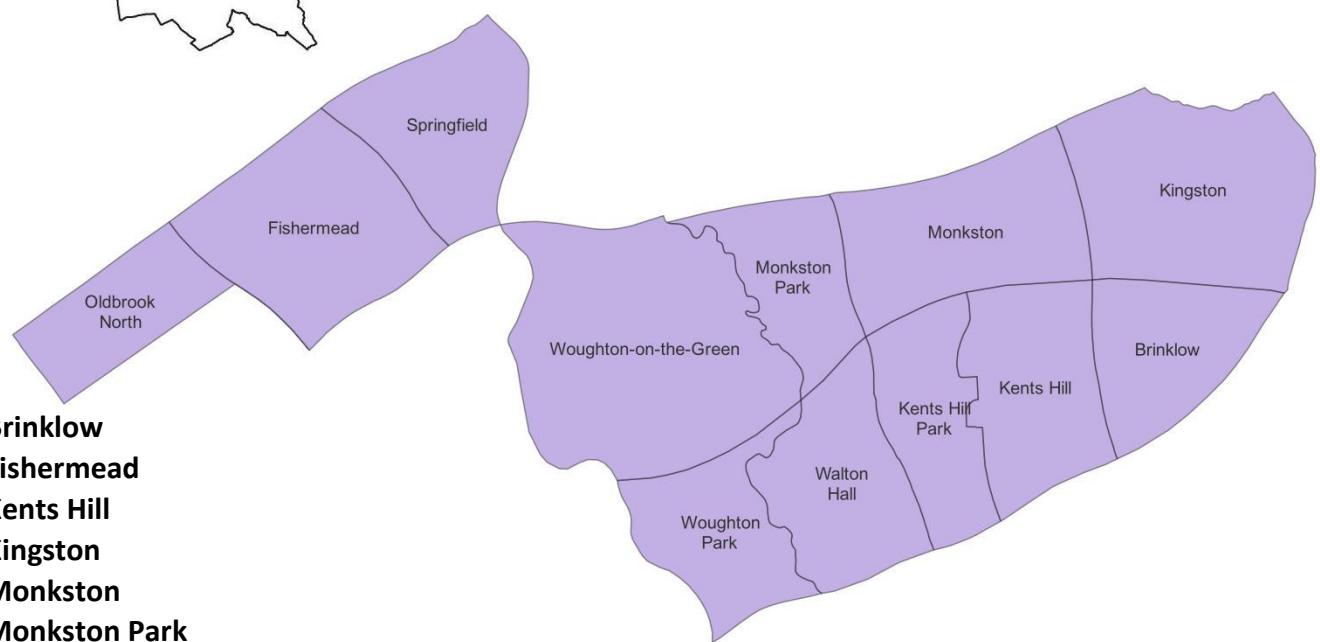
Composition of area provision



Gap Analysis

- Large projected surplus of 2-year-old places to meet the demand from the area.
- Large projected surplus of 3- & 4-year-old places to meet the demand from the area.

Pebbles

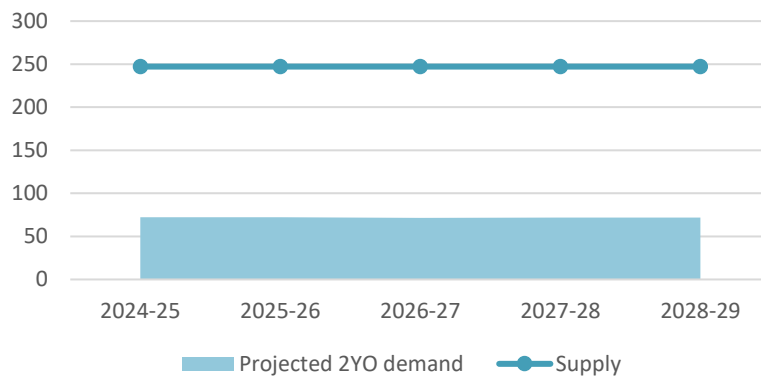


- **Brinklow**
- **Fishermead**
- **Kents Hill**
- **Kingston**
- **Monkston**
- **Monkston Park**
- **Oldbrook North**
- **Springfield**
- **Walton Hall**
- **Woughton-on-the-Green**
- **Woughton Park**

Provider Type	No. Providers	Registered Places	Type of care
Childminder	11	59	FULL
Day Nursery	4	252	
Nursery Unit at Independent Schools	1	160	
Pre-School Playgroup	2	83	SESSIONAL
Maintained Nursery Class	5	175	

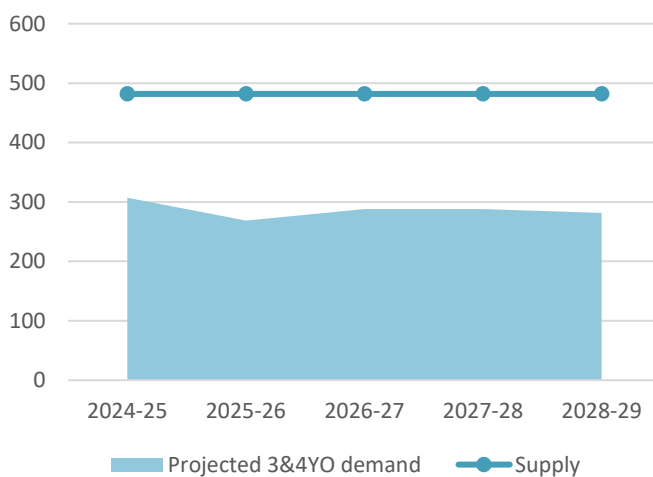
Pebbles: 2 year old provision					
	2024-25	2025-26	2026-27	2027-28	2028-29
Number of places available	247	247	247	247	247
Projected demand for places	72	72	71	72	72
Balance of places	175	175	176	175	175

Pebbles 2YO Supply

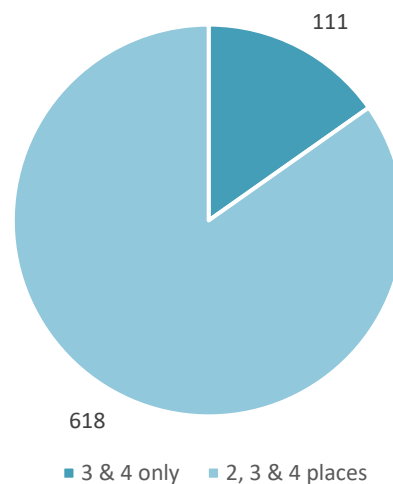


Pebbles: 3&4 year old provision					
	2024-25	2025-26	2026-27	2027-28	2028-29
Number of places available	482	482	482	482	482
Projected 3&4 YO demand	307	269	288	288	282
Balance of places	175	213	194	194	200
Projected 30hr demand	141	123	132	132	129

Pebbles 3&4YO Supply



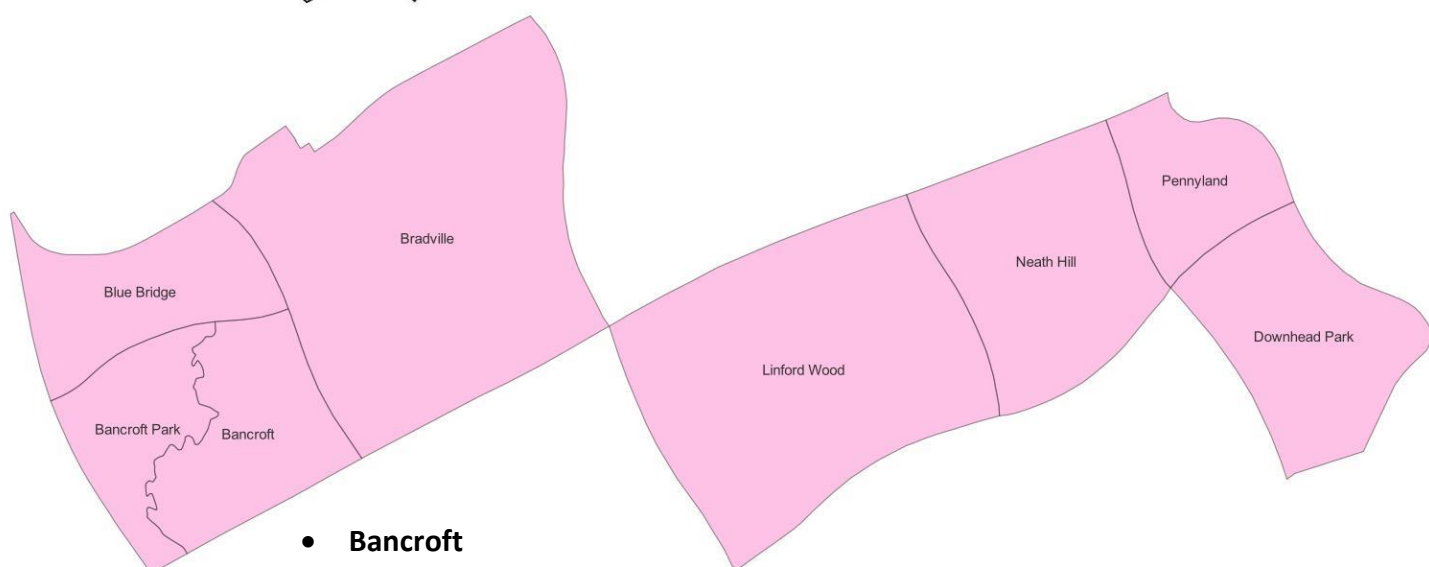
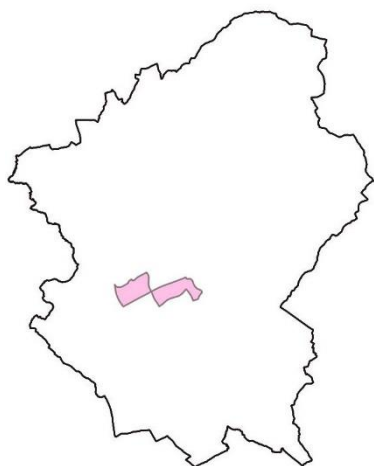
Composition of area provision



Gap Analysis

- Large projected surplus of 2-year-old places compared to demand in the area.
- Large projected surplus of 3- & 4-year-old places compared to demand in the area.

Rainbow

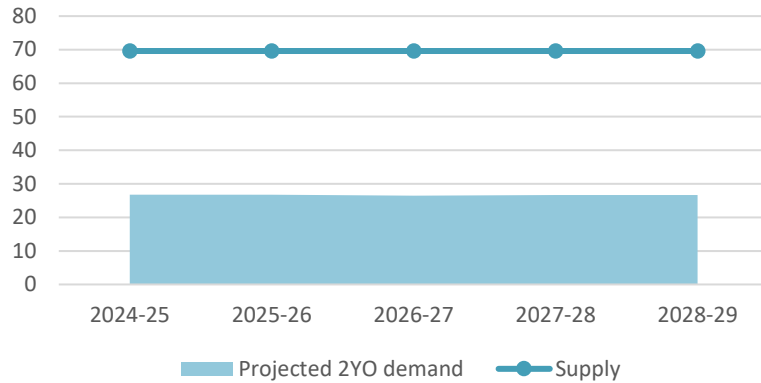


- Bancroft
- Bancroft Park
- Blue Bridge
- Bradville
- Downhead Park
- Linford Wood
- Neath Hill
- Pennyland

Provider Type	No. Providers	Registered Places	Type of care
Childminder	5	26	FULL
Day Nursery	1	88	
Nursery Unit at Independent Schools	0	0	
Pre-School Playgroup	1	60	SESSIONAL
Maintained Nursery Class	2	69	

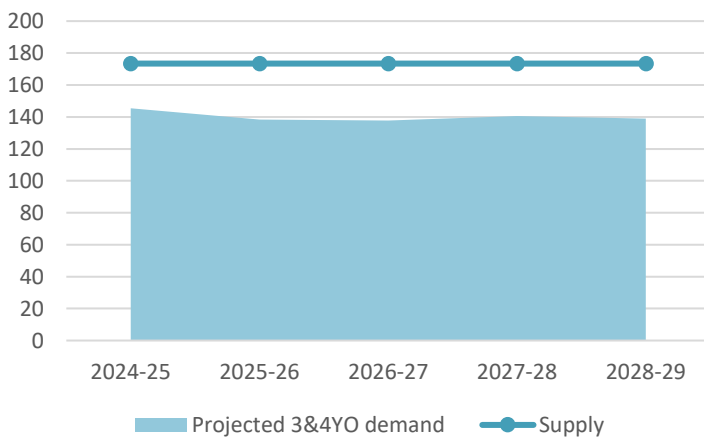
Rainbow: 2 year old provision					
	2024-25	2025-26	2026-27	2027-28	2028-29
Number of places available	70	70	70	70	70
Projected demand for places	27	27	26	27	27
Balance of places	43	43	43	43	43

Rainbow 2YO Supply

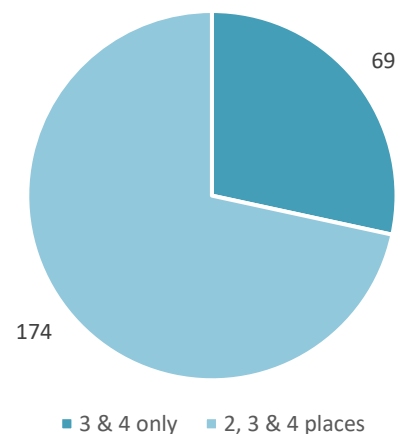


Rainbow: 3&4 year old provision					
	2024-25	2025-26	2026-27	2027-28	2028-29
Number of places available	173	173	173	173	173
Projected 3&4 YO demand	145	138	138	140	139
Balance of places	28	35	36	33	35
Projected 30hr demand	67	63	63	64	64

Rainbow 3&4YO Supply



Composition of area provision



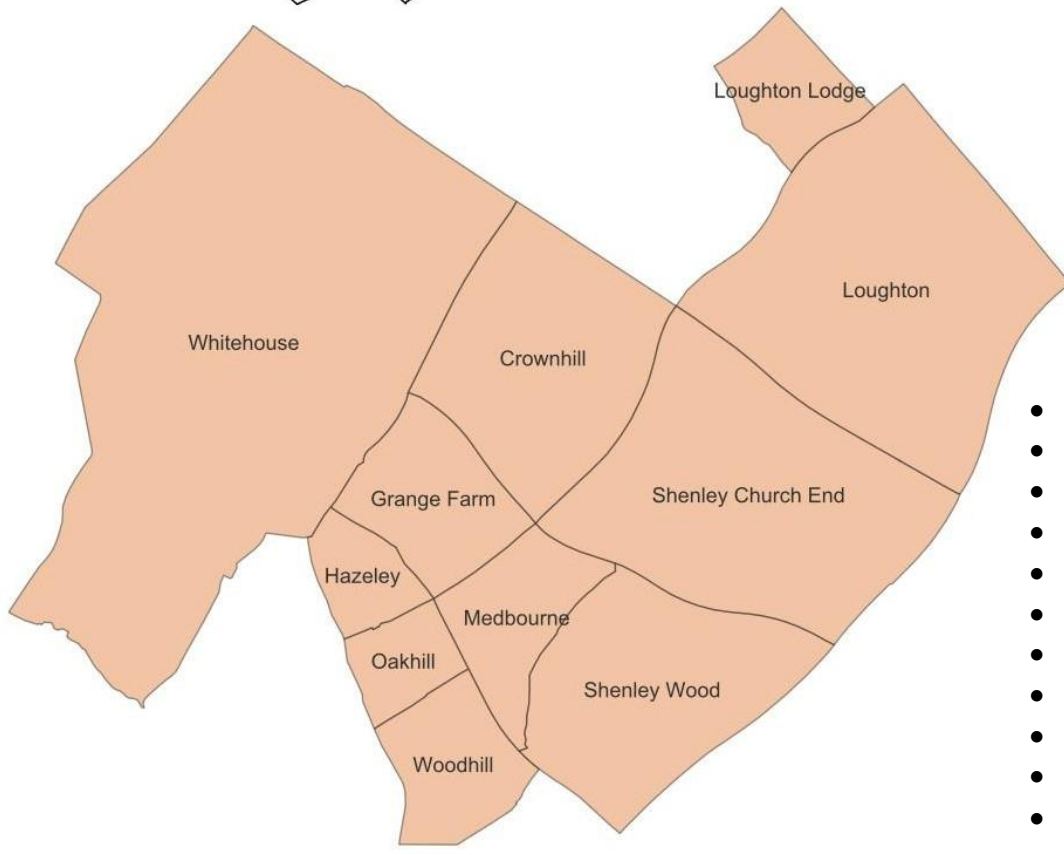
Gap Analysis

- Sufficient 2-year-old places projected to meet the demand from the area.
- Sufficient 3- & 4-year-old places projected to meet the demand from the area.

Seedlings



A Sure Start Children's Centre

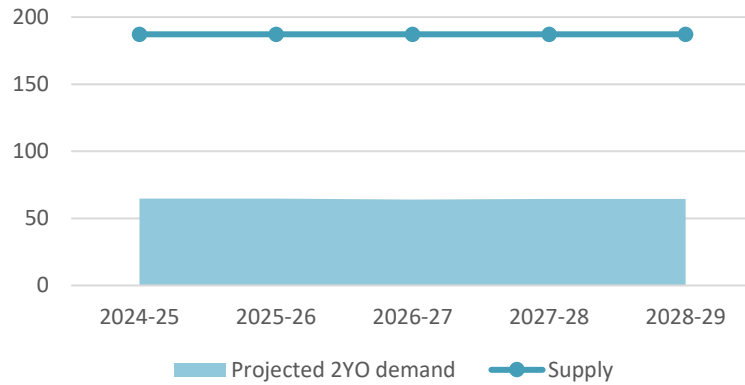


- Crownhill
- Grange Farm
- Hazeley
- Loughton
- Loughton Lodge
- Medbourne
- Oakhill
- Shenley Church End
- Shenley Wood
- Woodhill
- Whitehouse

Provider Type	No. Providers	Registered Places	Type of care
Childminder	8	54	FULL
Day Nursery	4	273	
Nursery Unit at Independent Schools	0	0	
Pre-School Playgroup	3	102	SESSIONAL
Maintained Nursery Class	4	160	

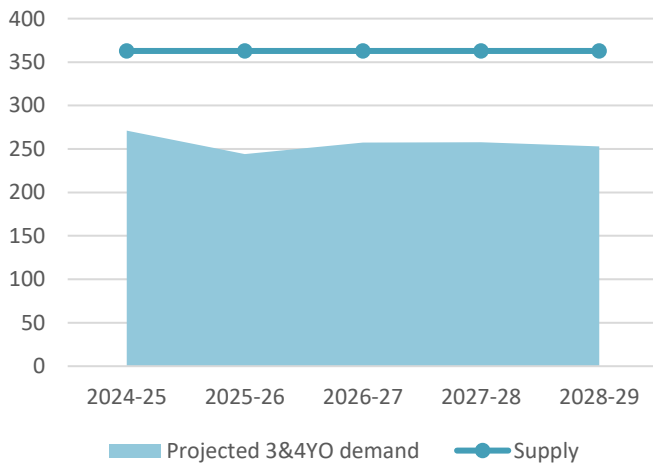
Seedlings: 2 year old provision					
	2024-25	2025-26	2026-27	2027-28	2028-29
Number of places available	187	187	187	187	187
Projected demand for places	65	65	64	64	64
Balance of places	122	122	123	123	123

Seedlings 2YO Supply

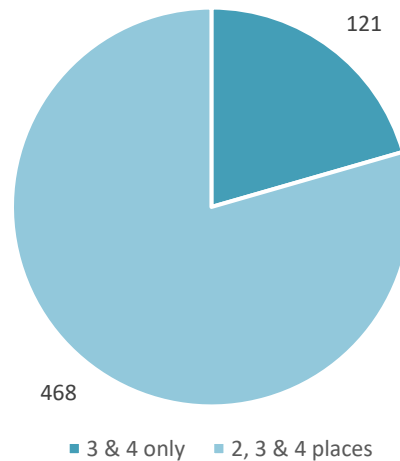


Seedlings: 3&4 year old provision					
	2024-25	2025-26	2026-27	2027-28	2028-29
Number of places available	363	363	363	363	363
Projected 3&4 YO demand	271	244	258	258	253
Balance of places	92	119	105	105	110
Projected 30hr demand	124	112	118	118	116

Seedlings 3&4YO Supply



Composition of area provision



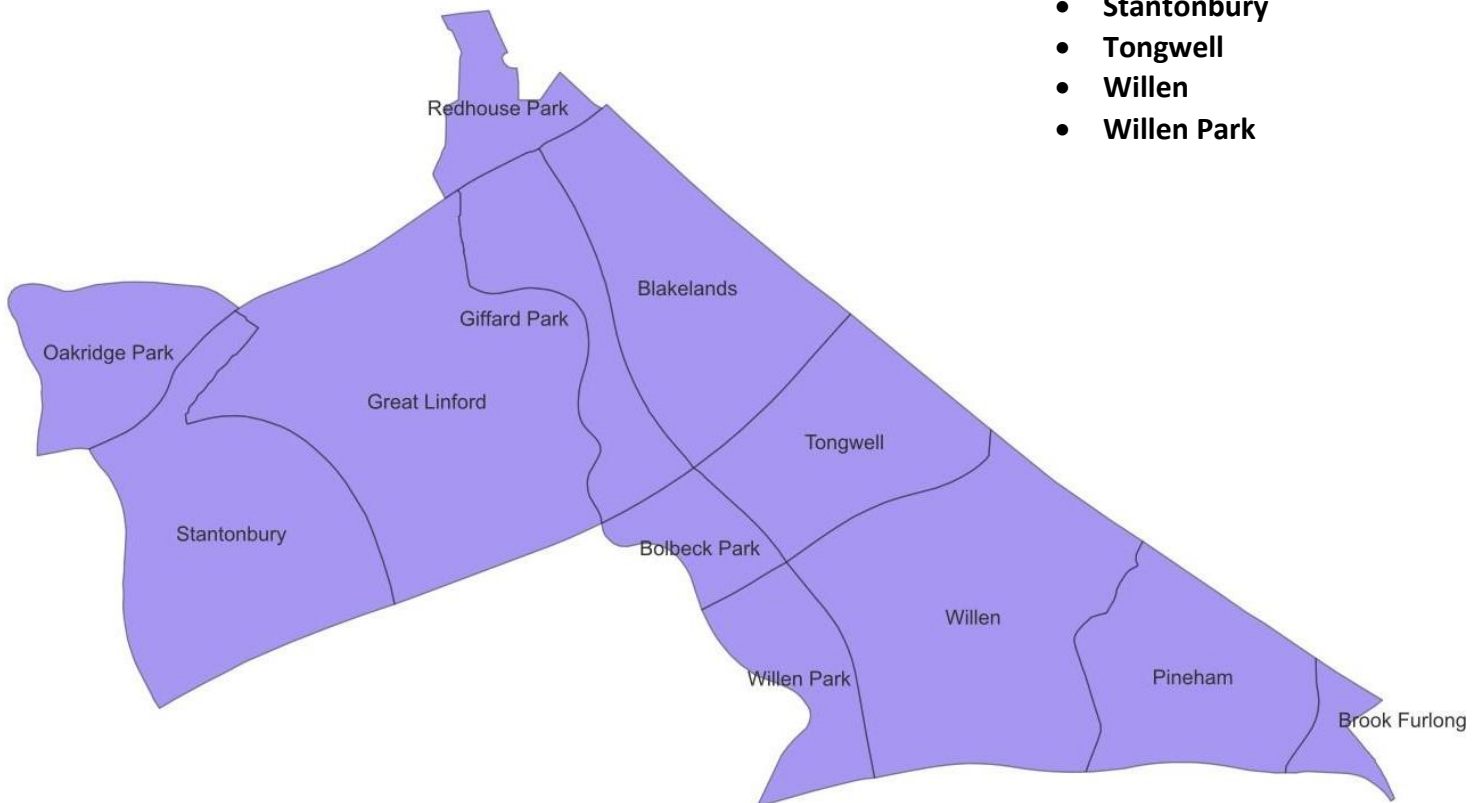
Gap Analysis

- Large projected surplus of 2-year-old places compared to demand in the area.
- Sufficient 3- & 4-year-old places projected compared to demand in the area.

Squirrels



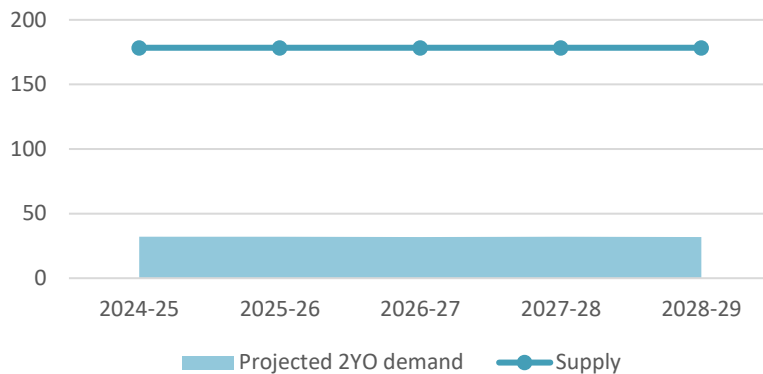
- Blakelands
- Bolbeck Park
- Giffard Park
- Great Linford
- Oakridge Park
- Pineham
- Redhouse Park
- Stantonbury
- Tongwell
- Willen
- Willen Park



Provider Type	No. Providers	Registered Places	Type of care
Childminder	7	44	FULL
Day Nursery	4	222	
Nursery Unit at Independent Schools	1	54	
Pre-School Playgroup	3	96	SESSIONAL
Maintained Nursery Class	2	60	

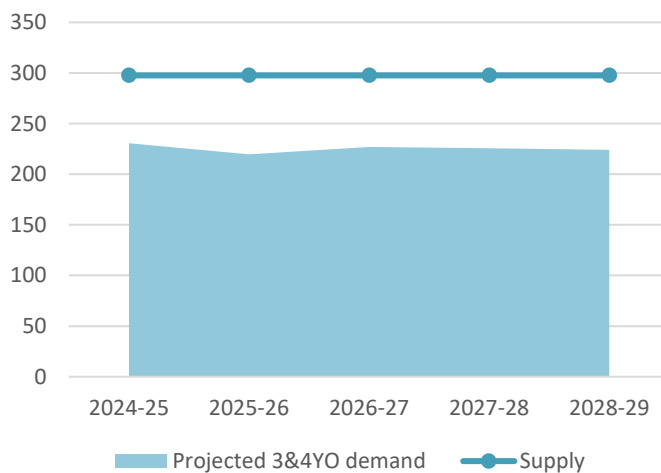
Squirrels: 2 year old provision					
	2024-25	2025-26	2026-27	2027-28	2028-29
Number of places available	178	178	178	178	178
Projected demand for places	32	32	32	32	32
Balance of places	146	146	147	146	146

Squirrels 2YO Supply

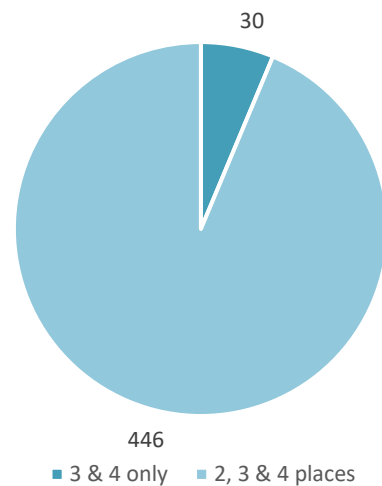


Squirrels: 3&4 year old provision					
	2024-25	2025-26	2026-27	2027-28	2028-29
Number of places available	298	298	298	298	298
Projected 3&4 YO demand	231	220	227	226	224
Balance of places	67	78	71	72	74
Projected 30hr demand	106	101	104	104	103

Squirrels 3&4YO Supply



Composition of area provision



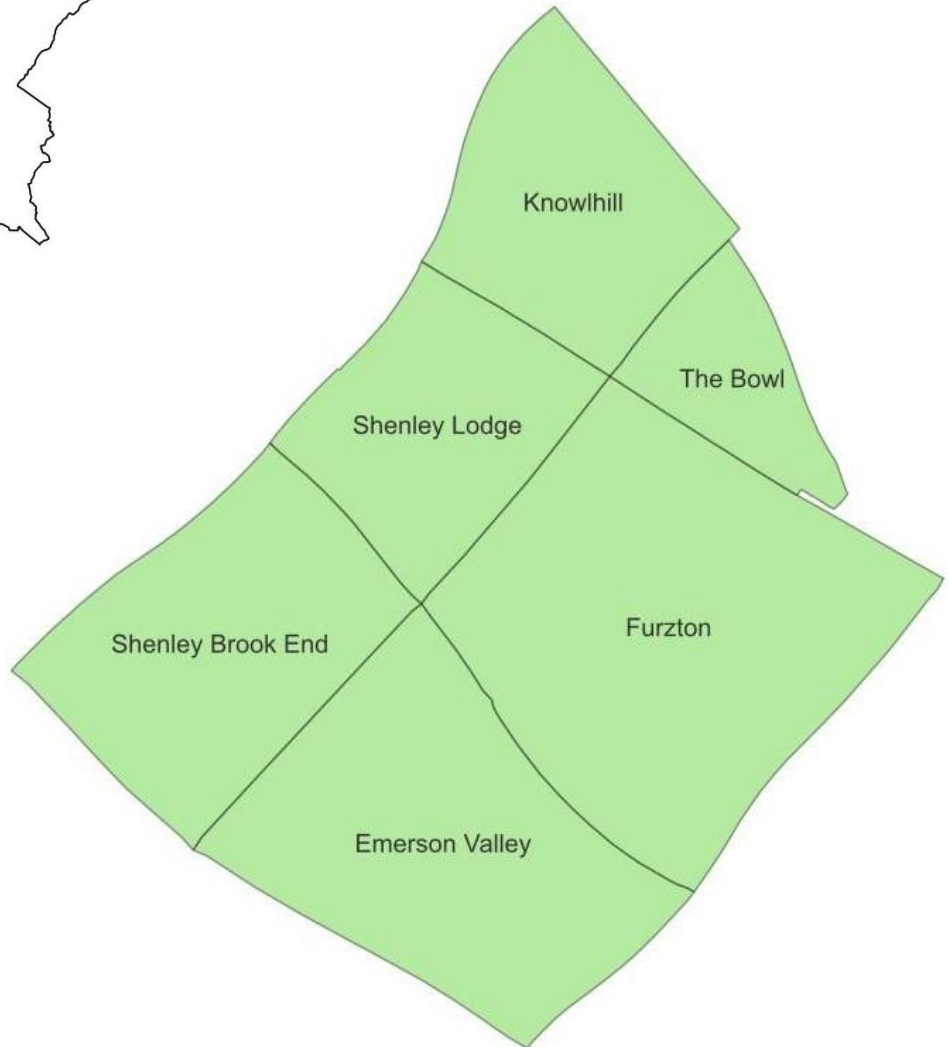
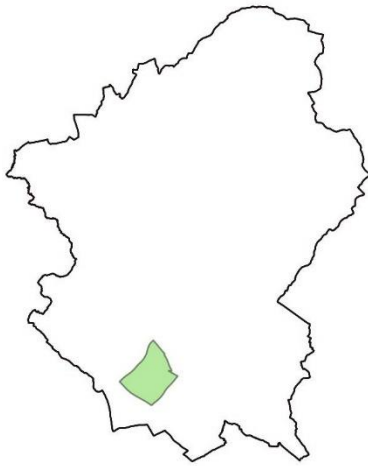
Gap Analysis

- Large projected surplus of 2-year-old places to meet the demand from the area.
- Sufficient 3- & 4-year-olds places projected to meet demand from the area.

Sunshine



A Sure Start Children's Centre

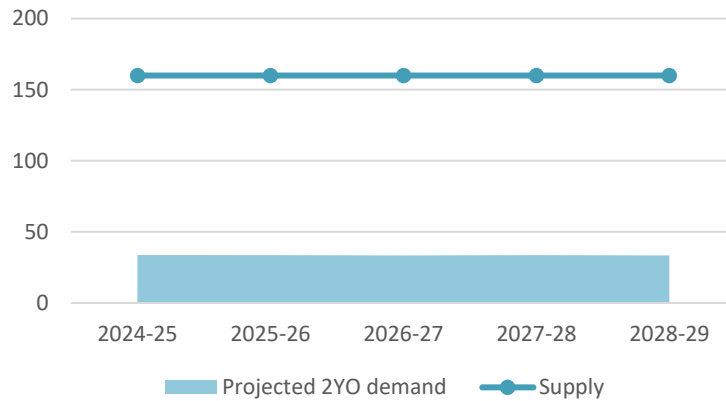


- Emerson Valley
- Furzton
- Knowlhill
- Shenley Brook End
- Shenley Lodge
- The Bowl

Provider Type	No. Providers	Registered Places	Type of care
Childminder	7	42	FULL
Day Nursery	1	181	
Nursery Unit at Independent Schools	0	0	
Pre-School Playgroup	5	189	SESSIONAL
Maintained Nursery Class	1	39	

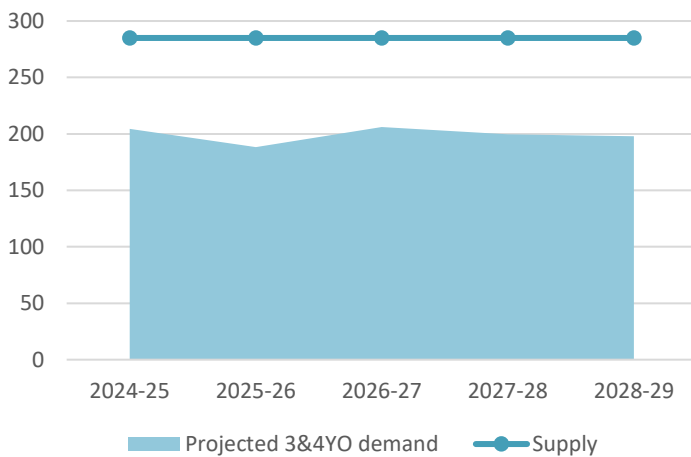
Sunshine: 2 year old provision					
	2024-25	2025-26	2026-27	2027-28	2028-29
Number of places available	160	160	160	160	160
Projected demand for places	34	34	33	34	34
Balance of places	126	126	127	126	126

Sunshine 2YO Supply

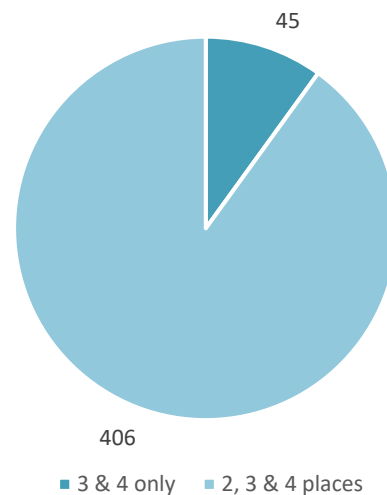


Sunshine: 3&4 year old provision					
	2024-25	2025-26	2026-27	2027-28	2028-29
Number of places available	285	285	285	285	285
Projected 3&4 YO demand	205	188	206	200	198
Balance of places	80	97	79	85	87
Projected 30hr demand	94	86	95	92	91

Sunshine 3&4YO Supply



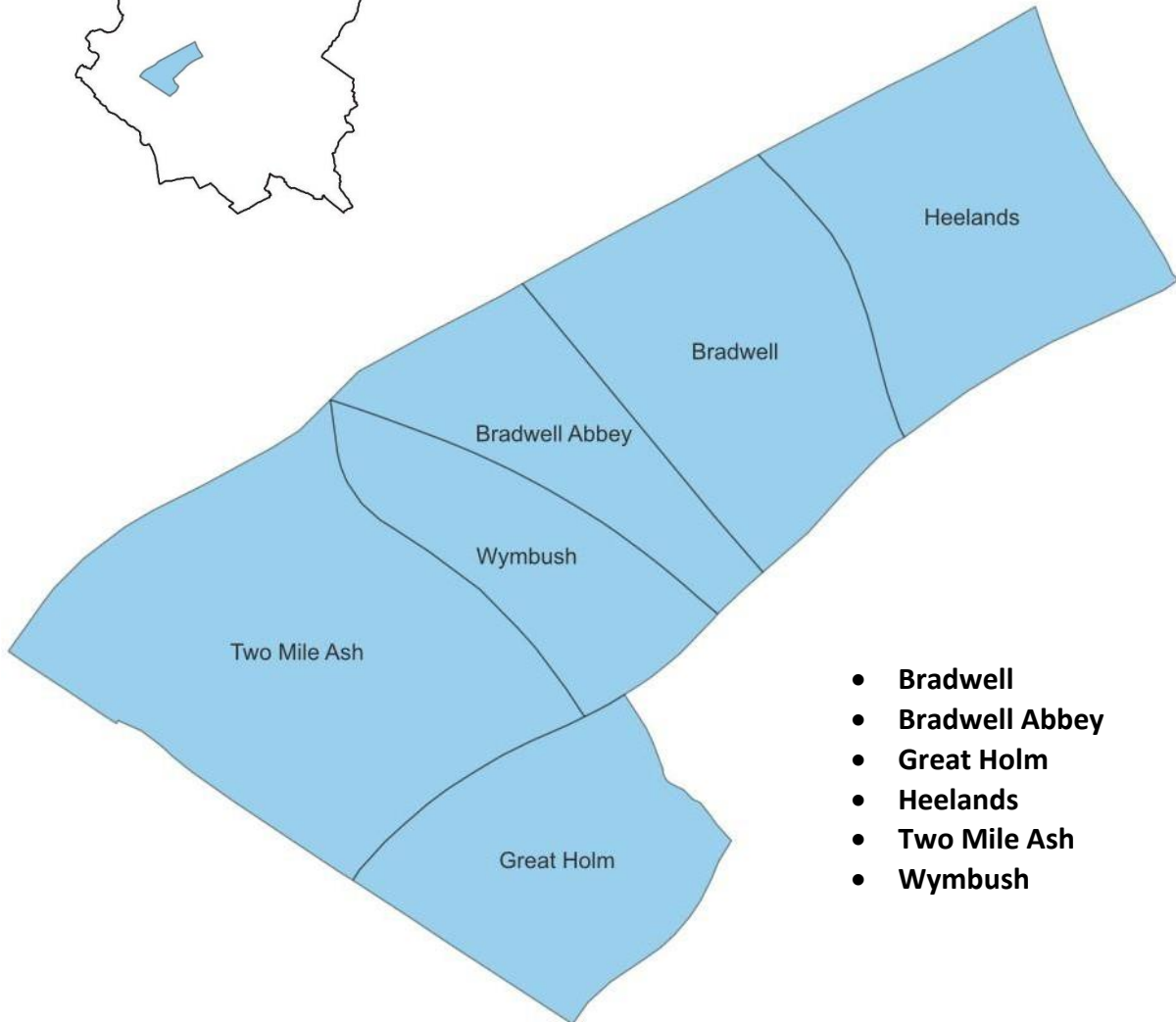
Composition of area provision



Gap Analysis

- Large projected surplus of 2-year-old places to meet the demand from the area.
- Sufficient 3- & 4-year-old places projected to meet the demand from the area.

The Robins

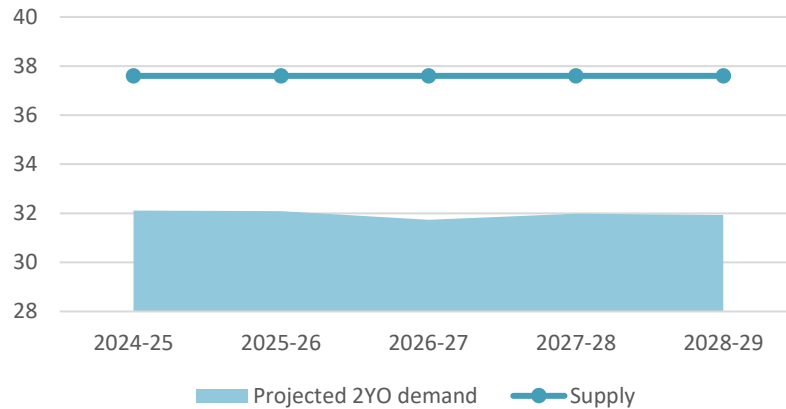


- Bradwell
- Bradwell Abbey
- Great Holm
- Heelands
- Two Mile Ash
- Wymbush

Provider Type	No. Providers	Registered Places	Type of care
Childminder	2	10	FULL
Day Nursery	0	0	
Nursery Unit at Independent Schools	0	0	
Pre-School Playgroup	3	84	SESSIONAL
Maintained Nursery Class	1	30	

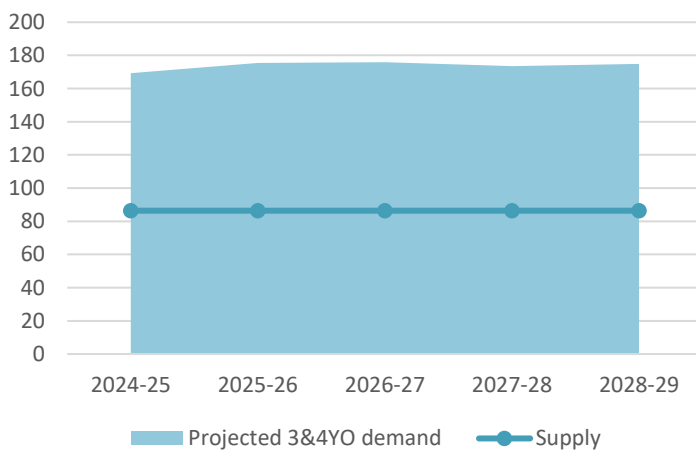
The Robins: 2 year old provision					
	2024-25	2025-26	2026-27	2027-28	2028-29
Number of places available	38	38	38	38	38
Projected demand for places	32	32	32	32	32
Balance of places	5	6	6	6	6

The Robins 2YO Supply

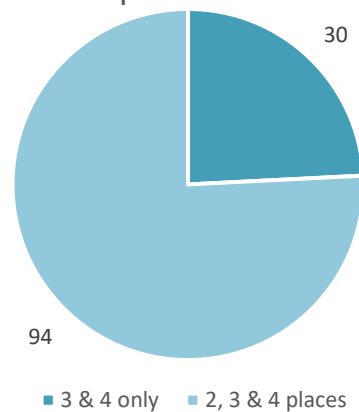


The Robins: 3&4 year old provision					
	2024-25	2025-26	2026-27	2027-28	2028-29
Number of places available	86	86	86	86	86
Projected 3&4 YO demand	169	175	176	174	175
Balance of places	-83	-89	-90	-87	-89
Projected 30hr demand	78	80	81	80	80

The Robins 3&4YO Supply



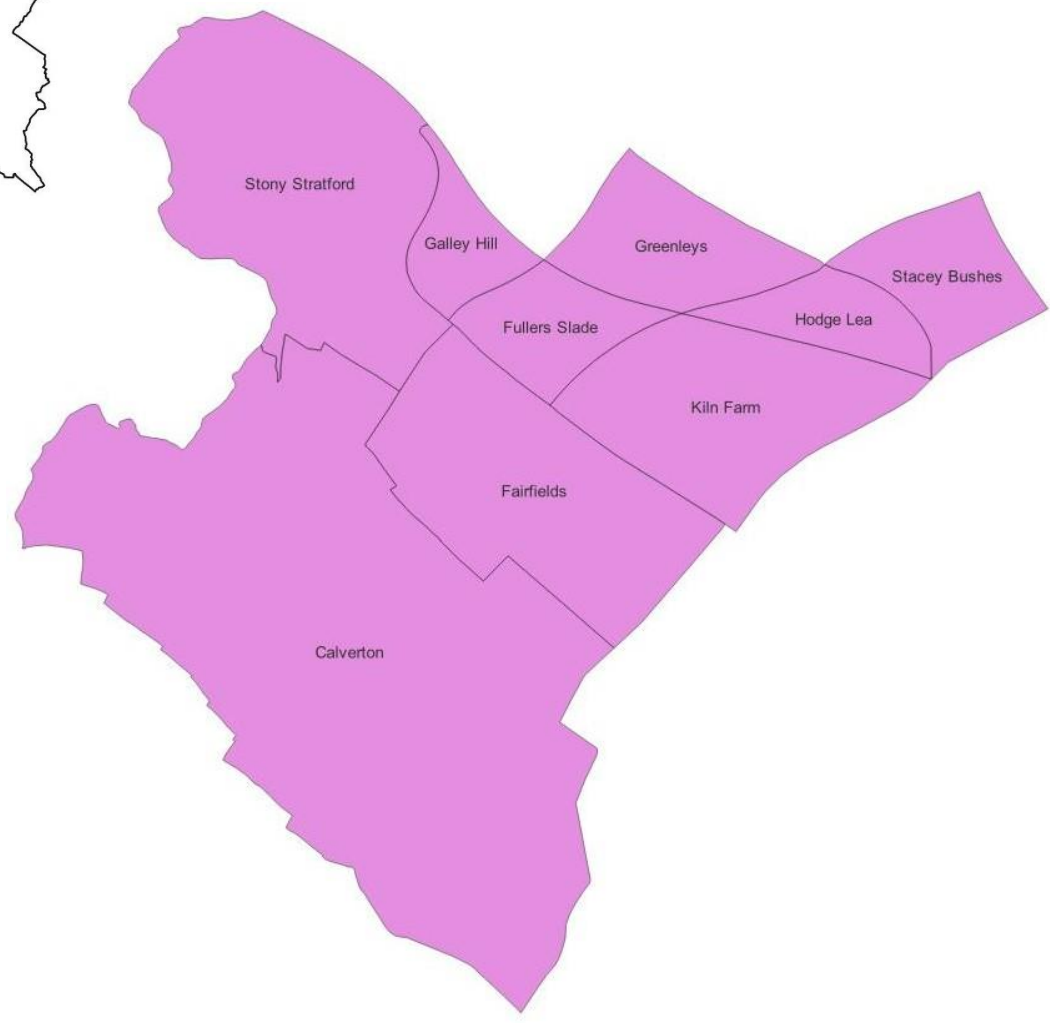
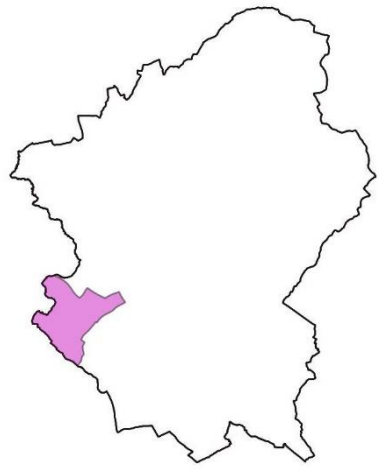
Composition of area provision



Gap Analysis

- **Small surplus of 2-year-old places projected to meet the demand from the area.**
- **The 3- & 4-year-old shortfall has been predicted in previous years, however, there has been no access issue for parents reported- possible due to the availability of provision locally in neighbouring children centre areas.**

The Rowans

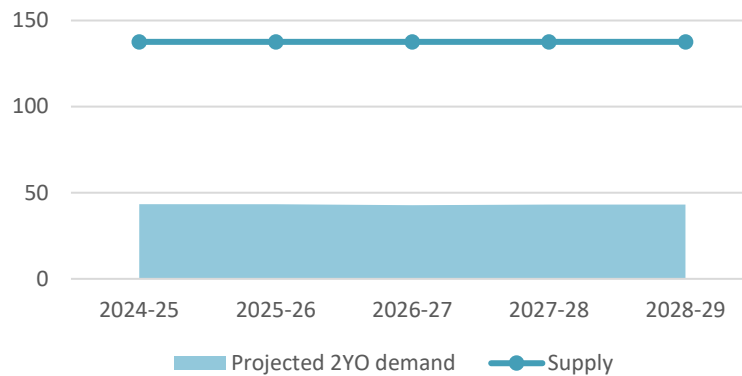


- Calverton
- Fairfields
- Fullers Slade
- Galley Hill
- Greenleys
- Hodge Lea
- Kiln Farm
- Stony Stratford
- Whitehouse
- Stacey Bushes

Provider Type	No. Providers	Registered Places	Type of care
Childminder	5	25	FULL
Day Nursery	3	128	
Nursery Unit at Independent Schools	0	0	
Pre-School Playgroup	4	156	SESSIONAL
Maintained Nursery Class	4	174	

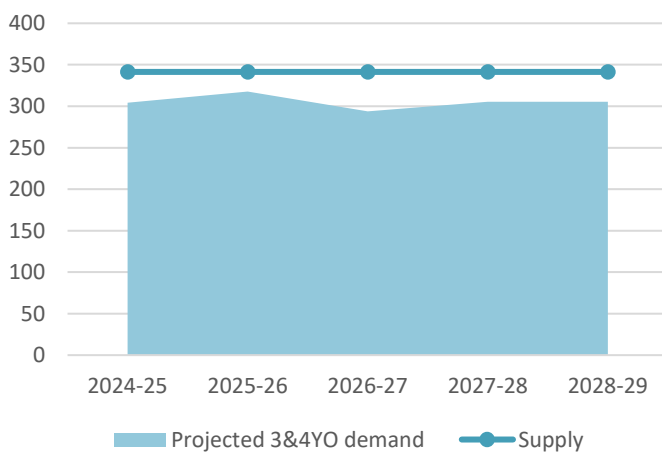
The Rowans: 2 year old provision					
	2024-25	2025-26	2026-27	2027-28	2028-29
Number of places available	138	138	138	138	138
Projected demand for places	43	43	43	43	43
Balance of places	94	94	95	94	94

The Rowans 2YO Supply

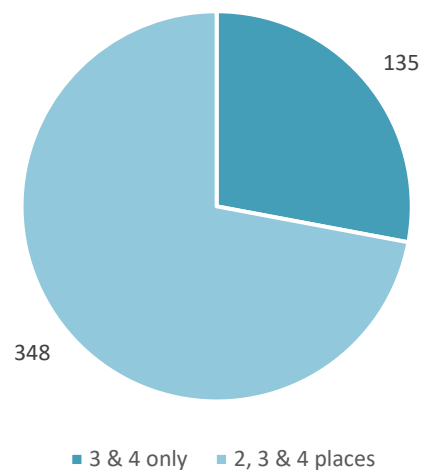


The Rowans: 3&4 year old provision					
	2024-25	2025-26	2026-27	2027-28	2028-29
Number of places available	341	341	341	341	341
Projected 3&4 YO demand	304	318	294	305	306
Balance of places	37	24	48	36	36
Projected 30hr demand	140	146	135	140	140

The Rowans 3&4YO Supply



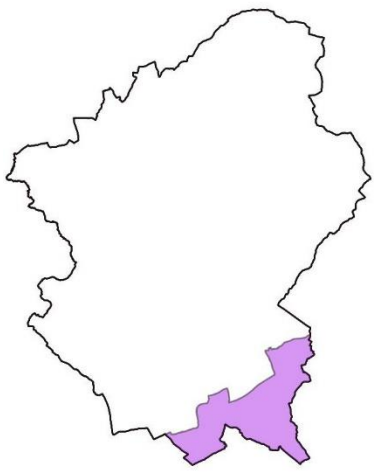
Composition of area provision



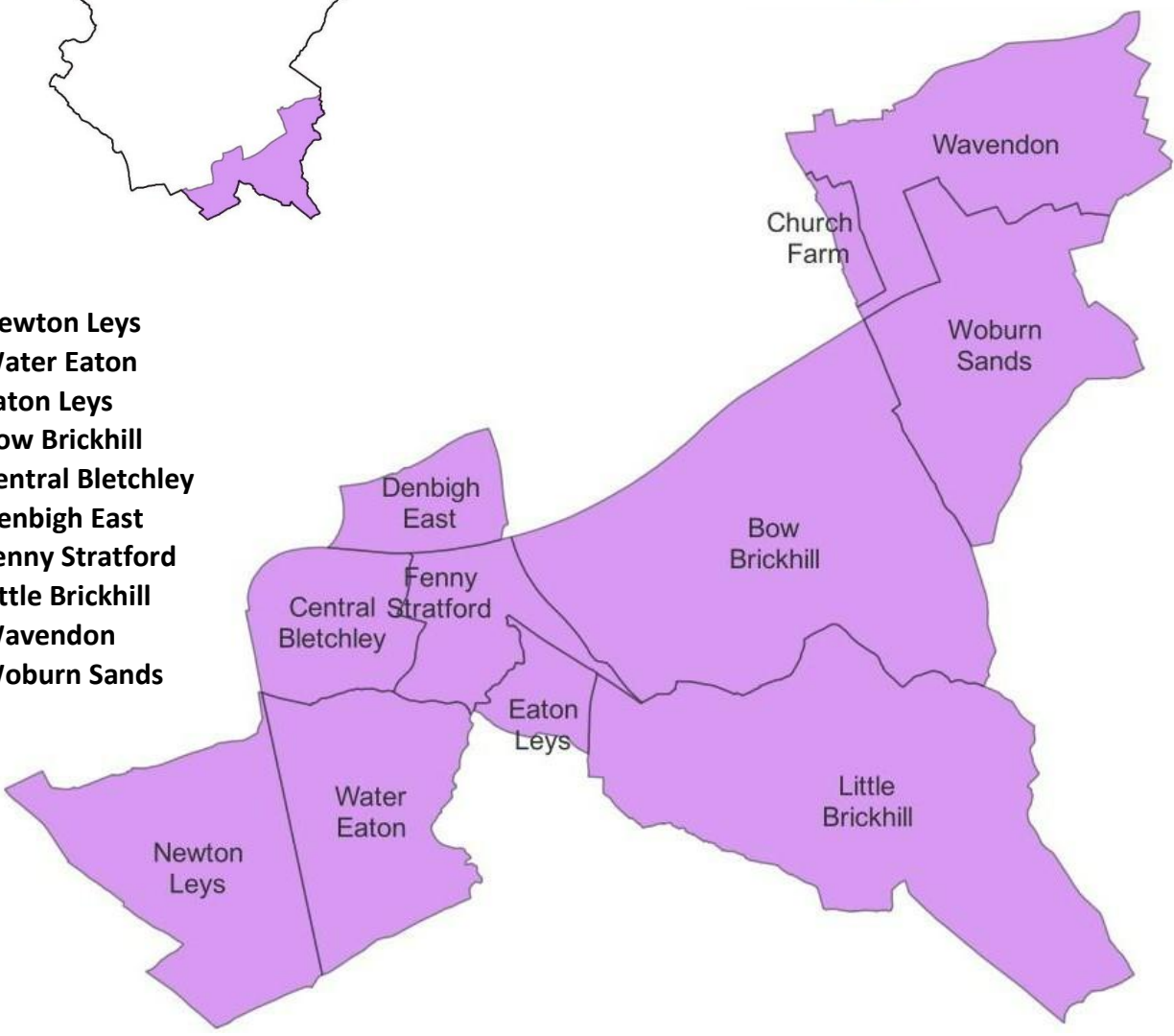
Gap Analysis

- Sufficient 2-year-old places projected compared to demand from the area.
- Sufficient 3- & 4-year-old places projected compared to demand in the area.

The Saplings



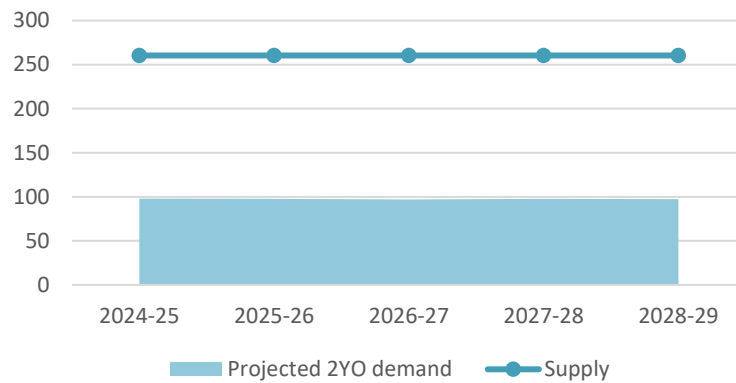
- **Newton Leys**
- **Water Eaton**
- **Eaton Leys**
- **Bow Brickhill**
- **Central Bletchley**
- **Denbigh East**
- **Fenny Stratford**
- **Little Brickhill**
- **Wavendon**
- **Woburn Sands**



Provider Type	No. Providers	Registered Places	Type of care
Childminder	5	32	FULL
Day Nursery	9	447	
Nursery Unit at Independent Schools	0	0	
Pre-School Playgroup	5	220	SESSIONAL
Maintained Nursery Class	6	488	

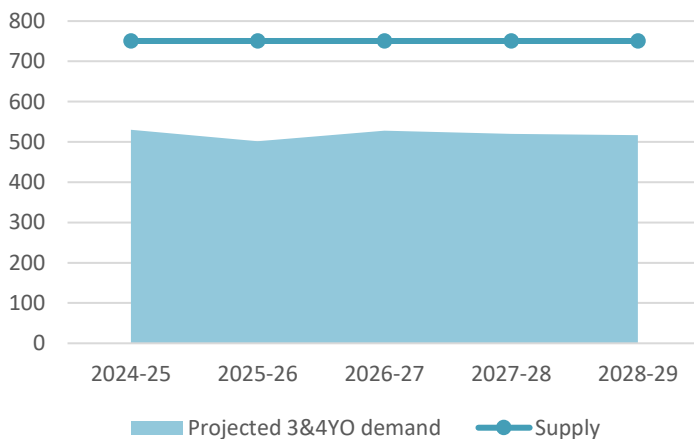
The Saplings: 2 year old provision					
	2024-25	2025-26	2026-27	2027-28	2028-29
Number of places available	260	260	260	260	260
Projected demand for places	98	98	97	98	97
Balance of places	162	163	164	163	163

The Saplings 2YO Supply

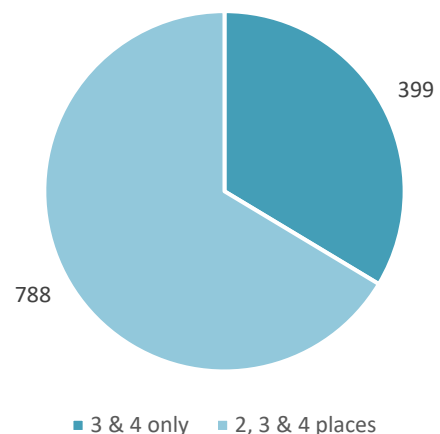


The Saplings: 3&4 year old provision					
	2024-25	2025-26	2026-27	2027-28	2028-29
Number of places available	751	751	751	751	751
Projected 3&4 YO demand	530	502	528	520	516
Balance of places	220	249	223	231	234
Projected 30hr demand	243	230	242	239	237

The Saplings 3&4YO Supply



Composition of area provision



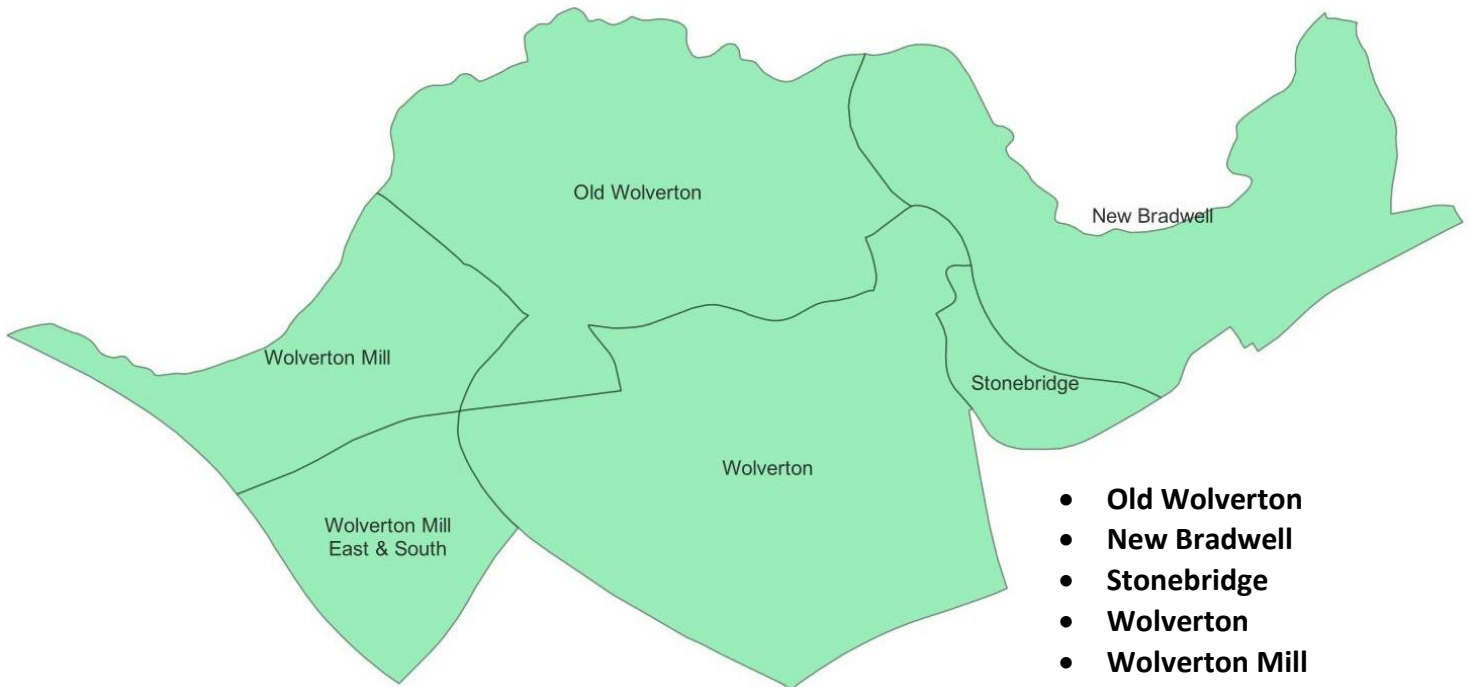
Gap Analysis

- Large projected surplus of 2-year-old places to meet the demand in the area.
- Large projected surplus of 3- & 4-year-old places compared to demand in the area.

The Windmill



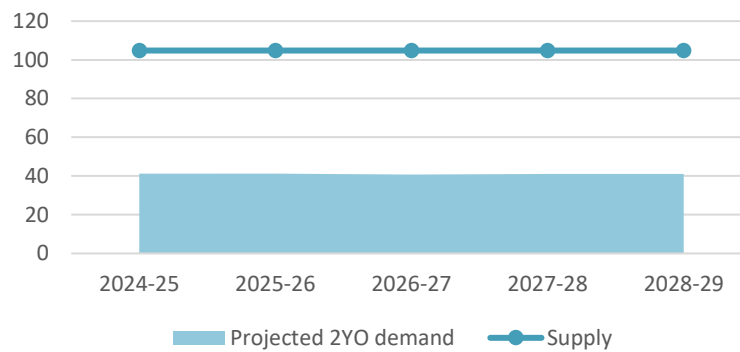
The Windmill



Provider Type	No. Providers	Registered Places	Type of care
Childminder	7	32	FULL
Day Nursery	3	175	
Nursery Unit at Independent Schools	0	0	
Pre-School Playgroup	2	55	SESSIONAL
Maintained Nursery Class	2	65	

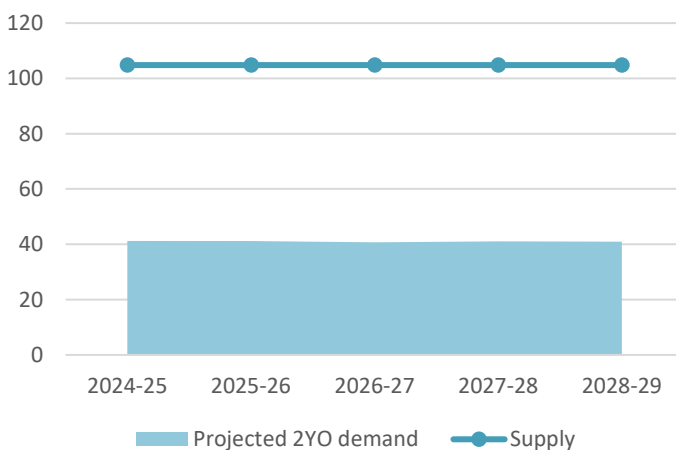
The Windmill: 2 year old provision					
	2024-25	2025-26	2026-27	2027-28	2028-29
Number of places available	105	105	105	105	105
Projected demand for places	41	41	41	41	41
Balance of places	64	64	64	64	64

The Windmill 2YO Supply

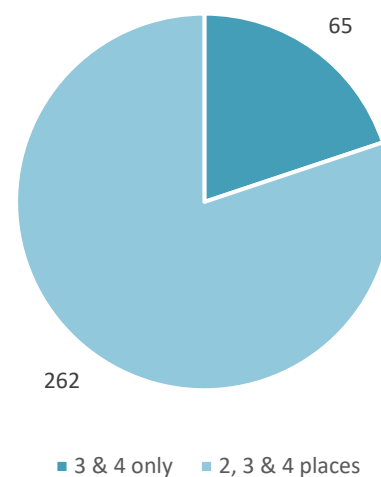


The Windmill: 3&4 year old provision					
	2024-25	2025-26	2026-27	2027-28	2028-29
Number of places available	222	222	222	222	222
Projected 3&4 YO demand	227	237	241	235	238
Balance of places	-5	-15	-19	-13	-16
Projected 30hr demand	104	109	111	108	109

The Windmill 3&4YO Supply



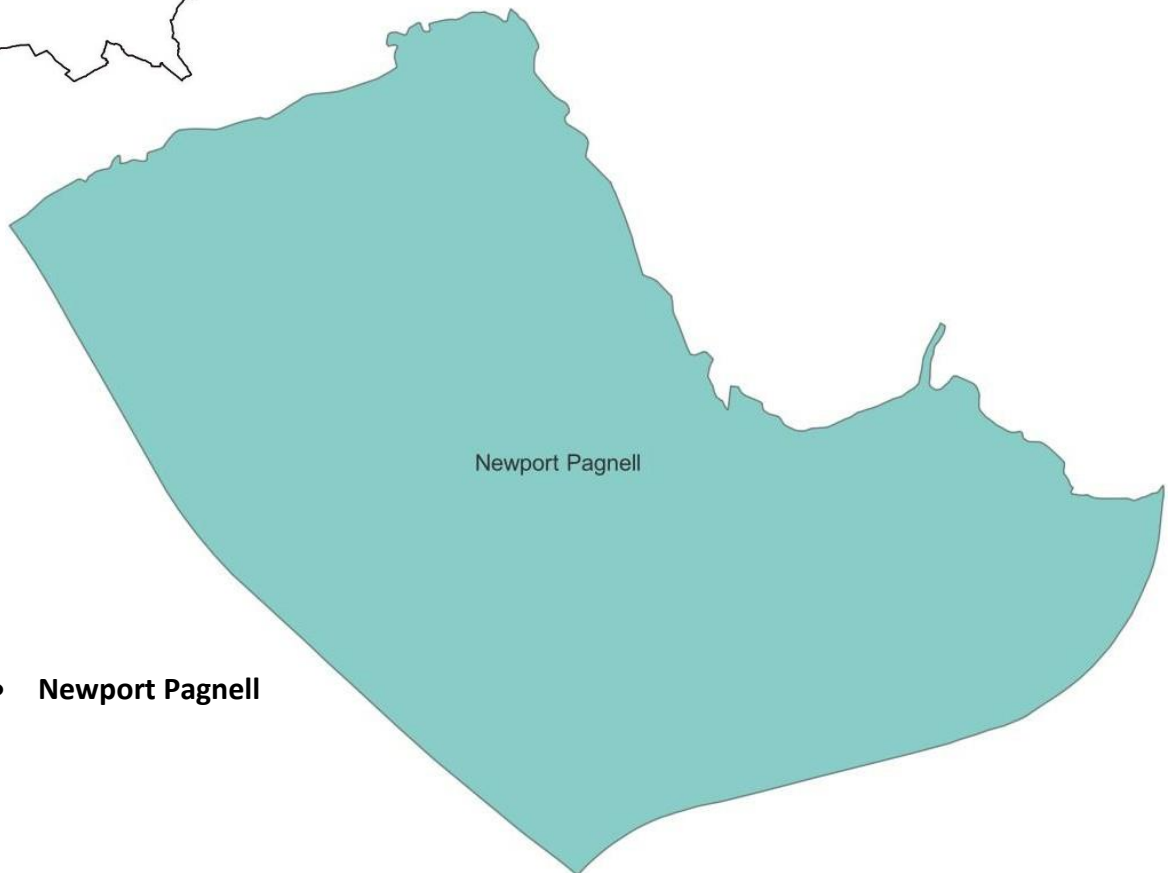
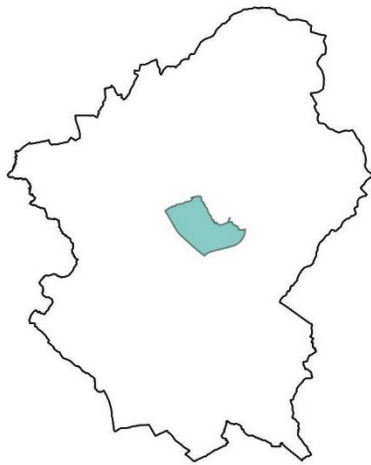
Composition of area provision



Gap Analysis

- Sufficient 2-year-old places projected to meet the demand from the area.
- The 3 & 4 year-old shortfall has been predicted in previous years, however, there has been no access issue for parents possible due to the availability of provision locally in neighbouring children centre areas.

Tickford Meadow

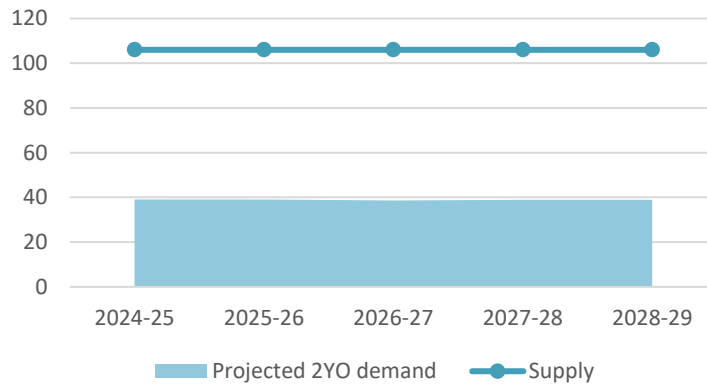


- **Newport Pagnell**

Provider Type	No. Providers	Registered Places	Type of care
Childminder	15	87	FULL
Day Nursery	1	64	
Nursery Unit at Independent Schools	0	0	
Pre-School Playgroup	3	114	SESSIONAL
Maintained Nursery Class	1	39	

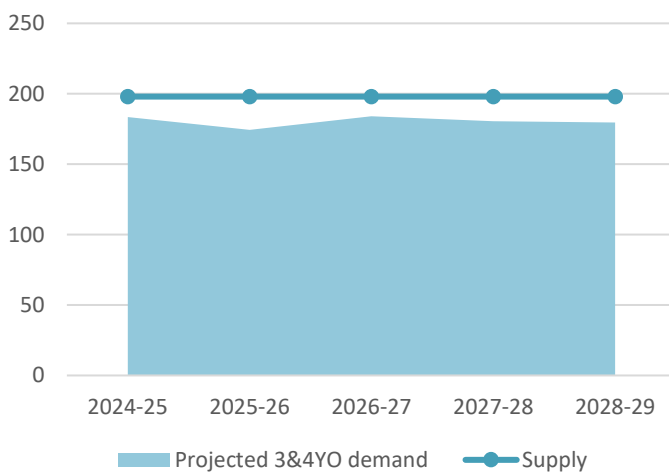
Tickford Meadows: 2 year old provision					
	2024-25	2025-26	2026-27	2027-28	2028-29
Number of places available	106	106	106	106	106
Projected demand for places	39	39	39	39	39
Balance of places	67	67	67	67	67

Tickford Meadow 2YO Supply

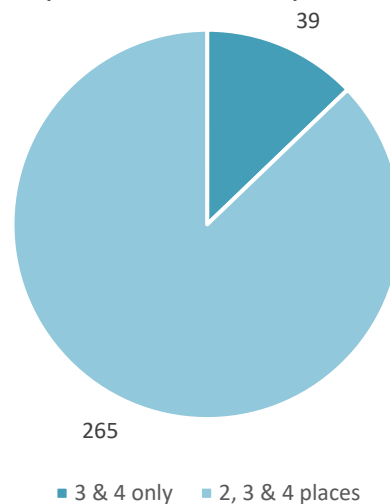


Tickford Meadows: 3&4 year old provision					
	2024-25	2025-26	2026-27	2027-28	2028-29
Number of places available	198	198	198	198	198
Projected 3&4 YO demand	183	174	184	181	180
Balance of places	15	24	14	17	18
Projected 30hr demand	84	80	84	83	82

Tickford Meadow 3&4YO Supply



Composition of area provision



Gap Analysis

- Sufficient 2-year-old places projected to meet the demand from the area.
- Sufficient 3- & 4-year-old places projected to meet the demand from the area.

Woodlands



Woodlands Children's Centre

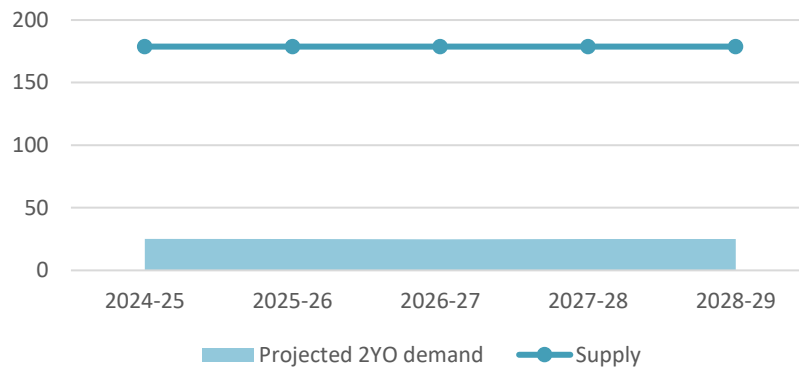


- Astwood
- Castlethorpe
- Chicheley
- Clifton Reynes
- Cold Brayfield
- Emberton
- Gayhurst
- Hanslope
- Hardmead
- Haversham
- Lathbury
- Lavendon
- Little Linford
- Moulsoe
- Newton Blossomville
- North Crawley
- Olney
- Ravenstone
- Sherington
- Stoke Goldington
- Tyringham & Filgrave
- Warrington
- Weston Underwood

Provider Type	No. Providers	Registered Places	Type of care
Childminder	6	32	FULL
Day Nursery	6	289	
Nursery Unit at Independent Schools	0	0	
Pre-School Playgroup	4	126	SESSIONAL
Maintained Nursery Class	0	0	

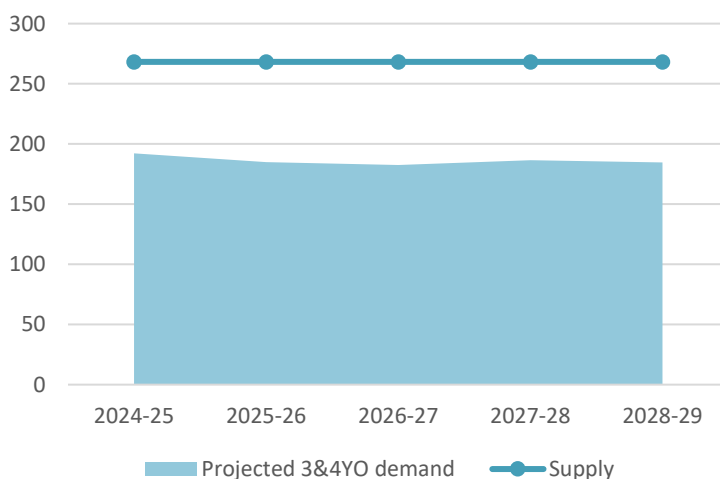
Woodlands: 2 year old provision					
	2024-25	2025-26	2026-27	2027-28	2028-29
Number of places available	179	179	179	179	179
Projected demand for places	25	25	25	25	25
Balance of places	154	154	154	154	154

Woodlands 2YO Supply

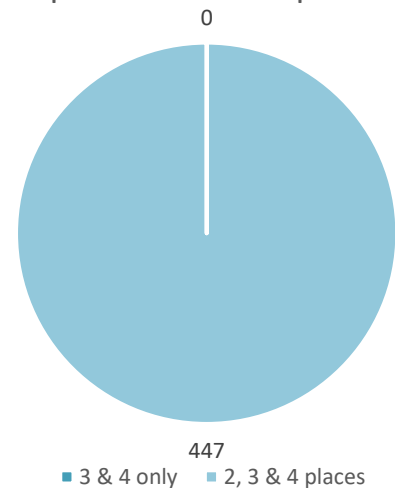


Woodlands: 3&4 year old provision					
	2024-25	2025-26	2026-27	2027-28	2028-29
Number of places available	268	268	268	268	268
Projected 3&4 YO demand	192	185	182	186	185
Balance of places	76	83	86	82	84
Projected 30hr demand	88	85	84	86	85

Woodlands 3&4YO Supply



Composition of area provision



Gap Analysis

- Large projected surplus of 2-year-old places compared to demand in the area.
- Sufficient 3- & 4-year-old places projected compared to demand in the area.

Annex A: Legal duties

The legal duties of local authorities in relation to the sufficiency of childcare are primarily outlined in the Childcare Act 2006 and the Childcare Act 2016.

The Childcare Act 2006 places a legal duty on local authorities to secure sufficient childcare (so far as is reasonably practicable) for working parents or parents who are studying or training for employment for children aged 0 to 14 or up to 18 for disabled children and to ensure that this childcare is free of charge in accordance with the regulations. Local Authorities must fund providers for the places that are delivered through the free entitlement.

The Act places a statutory duty on local authorities to improve outcomes for all young people and ensure high quality Early Years Education and childcare is available to meet demand. Local Authorities are not expected to operate childcare provisions themselves, however, they are expected to work with local private, voluntary, and independent (PVI) sector to meet local demand.

Full statutory guidance can be found at:

- <https://www.gov.uk/government/publications/early-education-and-childcare--2>

Annex B: Provision types

How parents can access their free entitlement

Parents can access their free entitlement by using one or more of a range of different providers. A brief explanation of the broad categories of childcare provision is set out below:

Childminder

Operate on domestic premises, a sole practitioner or with a maximum of two assistants at any one time. A provision for children of all ages, which can offer a versatile range of full daycare, sessional care, school wrap around and holiday care in a home-based setting.

Childcare on domestic premises

Operate on domestic premises, with 3 or more assistants at any one time.

Day nursery

Group based provision for children aged 0-4. Primarily full daycare (8am – 6pm year-round) for working parents, including access to their free entitlement. Operate on non-domestic premises.

Pre-school/private nursery

Group based provision for children aged 2-4. Primarily sessional care (up to two three-hour sessions per day, term time only, enabling access to the free entitlement). Operate on non-domestic premises (often community sites). Providers are typically voluntary run or privately owned.

School nursery class

Group based provision for children aged 2-4, directly run and managed by the school, as part of the school. Registered and inspected as part of the school's Ofsted registration. Primarily sessional care (three-hour sessions per day term time only).

Nursery school

Group based provision for children aged 3-4. Registered and inspected as a school provision by Ofsted. Primarily sessional care (three-hour sessions per day term time only).

Nursery unit of independent school

Group based provision for children aged under five. Directly run and managed as part of an independent school. Registered and inspected as part of the school's independent registration but registered separately with Ofsted if catering for children aged three-and-under. Primarily full daycare (8am – 6pm year-round).

Wraparound; Breakfast/After school care

Childcare provision operating before school, or at least 2.5 hours after school to enable parents of school aged children to work.

Working parents

Due to the local geography and transport systems, working parents are generally able to access a wide variety of care options across the borough depending on their preferences and circumstances. Patterns of access to full day care provision are usually dependent on the parents' working patterns and are therefore non-standard. School wraparound care comprised of breakfast, after school and holiday care clubs for school aged children, are often located on school sites and either run by the school, or an external private or voluntary provider, who will link with a school or a few schools. Providers which are not located on school sites will often transport children from several schools to a central location. Provision run directly by schools does not need to register separately, therefore local authorities are not always able to capture the full array of childcare provision which is available in this age group. Schools operating such provision are encouraged to notify the local authority to ensure parents are appropriately informed.

Parents may choose to use other childcare options such as nannies and relatives; however, they are only able to claim the childcare element of Working Tax Credit or Universal Credit for provision registered with Ofsted, or (in the case of a school facility) run under the direction of the school's governing body or academy trust.

Annex C: Funding for Providers

As the administrator of early education funding, and in accordance with statutory guidance, the local authority will seek to maximise parental choice by funding a child's free entitlement place at any provider who satisfies the required quality standards and local conditions of funding, as set out in the Milton Keynes City Council Provider Guidance. The Milton Keynes City Council website will continue to provide information of childcare providers that parents can access their entitlement.

Providers who wish to offer register as government funded childcare hours must be Ofsted registered.

Government funded childcare hours will be paid directly to a provider by Milton Keynes City Council. To register to offer funded hours providers should email the request to nursery.education@milton-keynes.gov.uk

Further information about available funding for providers can be found on the council's website: [Early Years Foundation Stage \(EYFS\) guidance for settings, childminders and schools](#)